

Tenancy Visits Project

Key statistics from the data gathering exercise

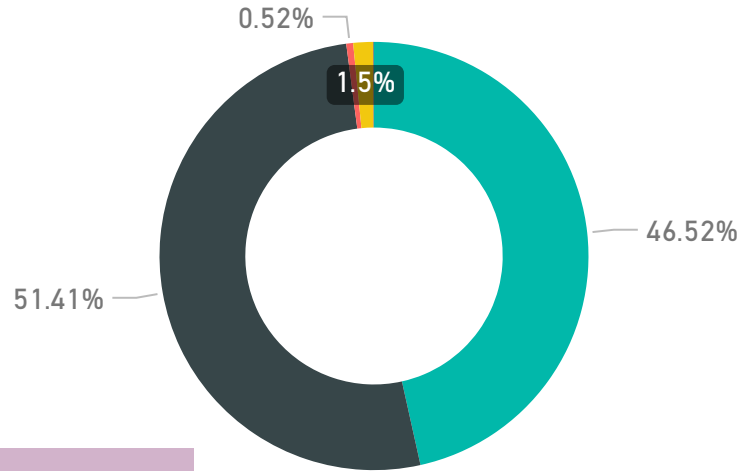
Total Door Knocks

4669

Total Surveys Conducted

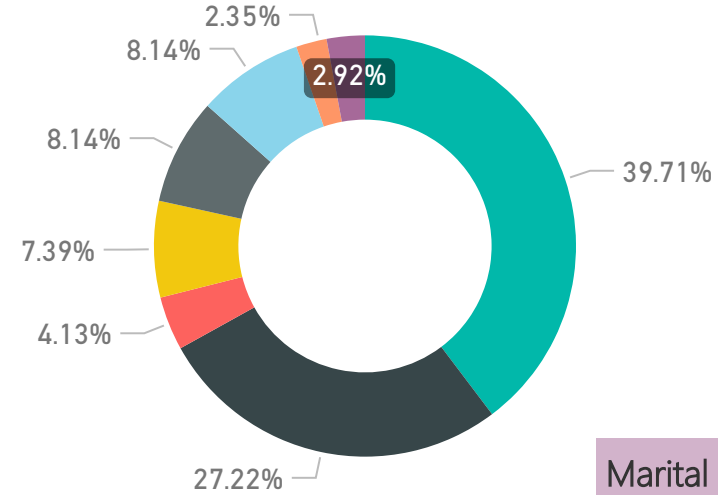
1870

- Male
- Female
- Transgender
- Prefer not to say
- Other



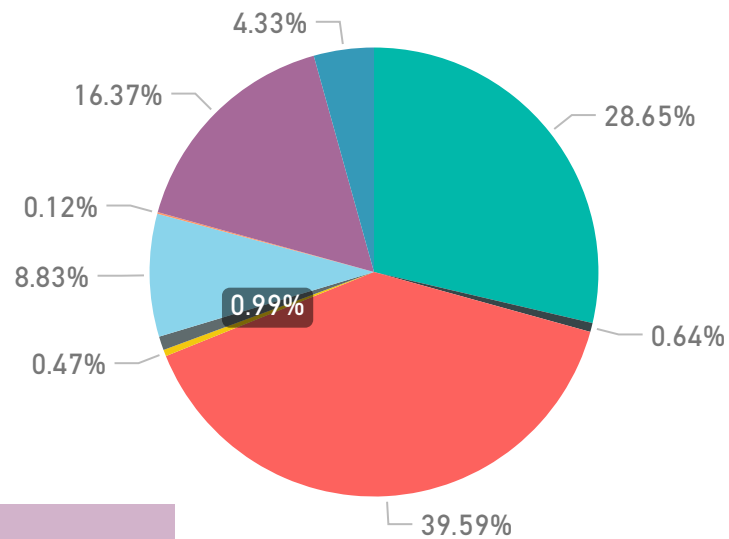
Gender Breakdown

- Single
- Married / Civil Partne...
- Separated
- Divorced
- Widowed
- Cohabiting
- Other
- Prefer not to say



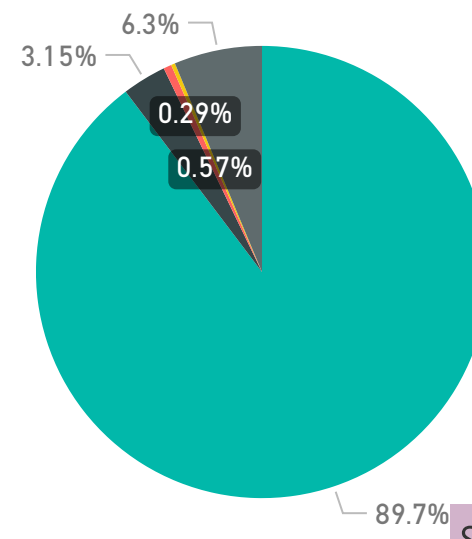
Marital Status Breakdown

- None / No religion
- Buddhist
- Christian
- Hindu
- Jewish
- Muslim
- Sikh
- Other
- Prefer not to say



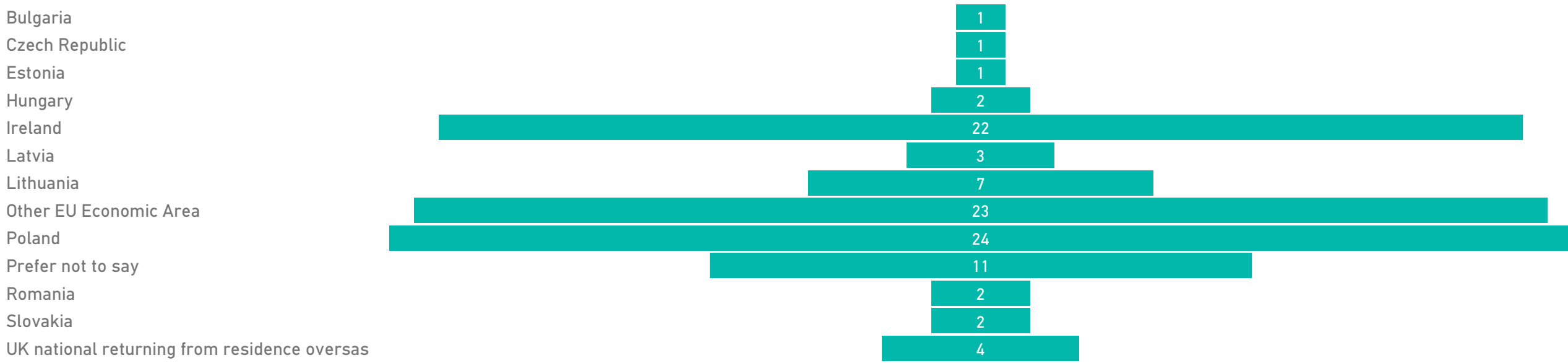
Religious Belief Breakdown

- Heterosexual
- Gay / Lesbian
- Bisexual
- Other
- Prefer not to say

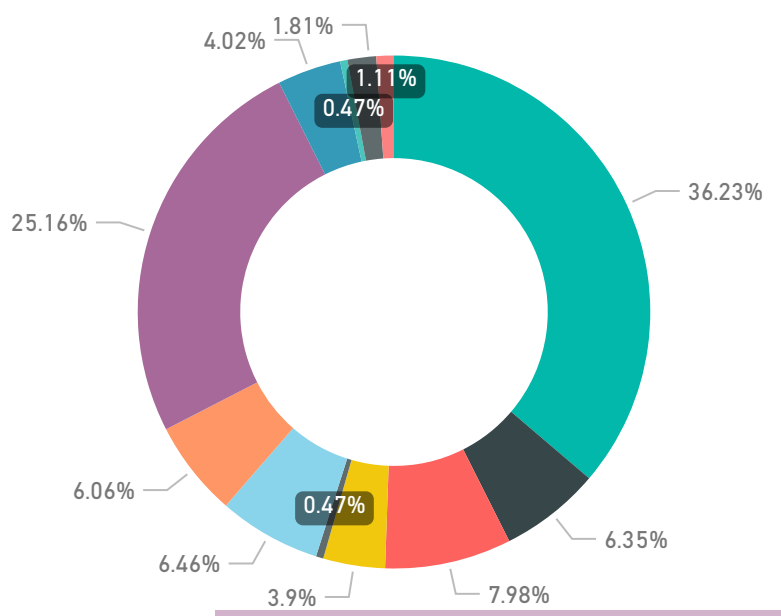


Sexual Orientation Breakdown

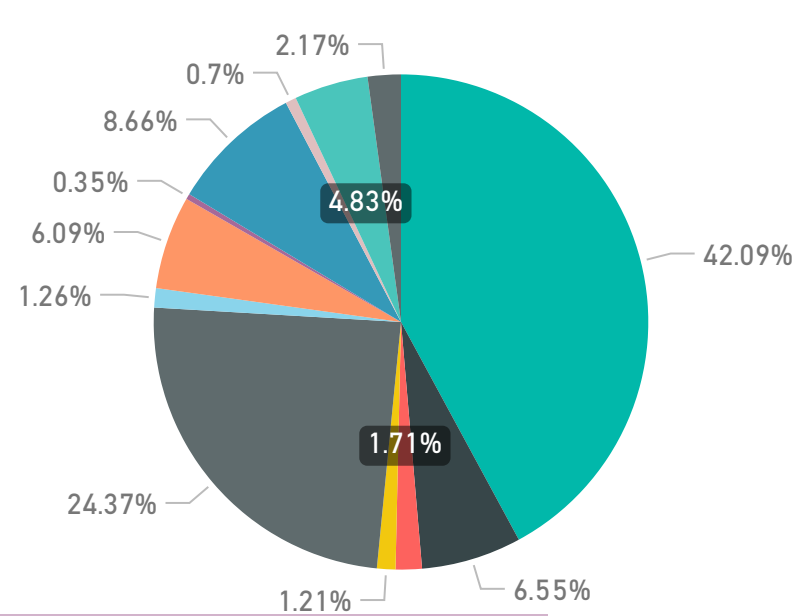
Nationality Breakdown (UK National Resident in UK [totaling 1460] and Other [totaling 180] not included)



- Employed fulltime
- Employed p/t < 16 h...
- Employed p/t > 16, <...
- Self-employed
- Full-time student
- Jobseeker
- Unemployed
- Retired
- Unable to work
- Apprenticeship
- Contract work / seaso...
- Other
- Prefer not to say



Economic Status Breakdown



Ethnicity Breakdown

- White - British/Irish
- White - European EU
- White - European Ot...
- White - Any Other Ba...
- Black or Black British
- Mixed
- Asian or Asian British
- Chinese
- Latin American
- Arab
- Other
- Prefer not to say

Main Language Breakdown (English [totalling 1389] not included)

