

<b>Committee</b>	<b>Dated:</b>
City Bridge Trust	26 <sup>th</sup> September 2019
<b>Subject:</b> Grants analysis, trends and management	<b>Public</b>
<b>Report of:</b> Chief Grants Officer & Director of City Bridge Trust (CGO)	<b>For Information</b>
<b>Report author:</b> Jemma Grieve Combes, Head of Impact and Learning	

### **Summary**

This paper provides an update on progress against your 2019/20 grants budgets and summarises those grants awarded and in management.

### **Recommendation**

Members are asked to:

- a) Note the report

### **Main Report**

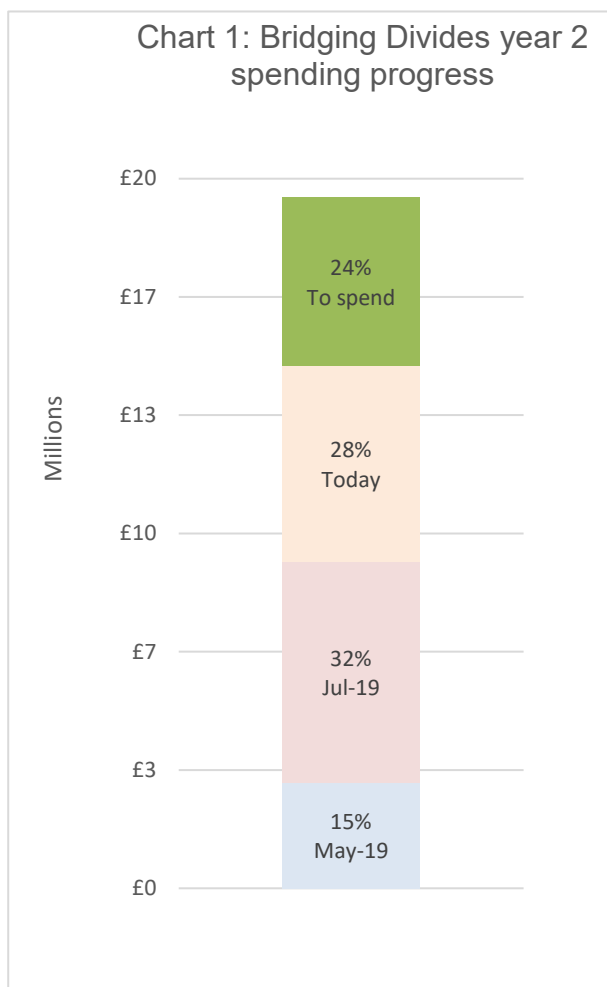
#### **Background**

1. Your current grant making is comprised of three main schemes: Bridging Divides, Anniversary Programmes and Prince's Trust.

#### **Bridging Divides**

2. Bridging Divides is City Bridge Trust's (CBT) funding strategy and programmes for 2018-2023. It launched in April 2018, replacing Investing in Londoners which ran from 2013 to 2018.
3. Total spend to date and applications considered at today's meeting are shown in your 'Grants Budget and Applications' report elsewhere in your papers.

4. **Spending rate:** Chart 1 shows the spending rate at each Committee meeting. Today's meeting shows another exceptionally high spend due to concerted efforts by the Trust to decrease the backlog of applications. The £5.46m spend represents 28% of the year's grants budget, leaving £4.67m to spend over 4 meetings.



5. This should not limit your decision-making today since Court of Common Council has allocated £100m over the lifetime of Bridging Divides and there is flexibility in the timing of how CBT commits these funds, with the £20m annual allocation being indicative of planned commitments for each year. A discussion paper on this is included in your non-public papers at today's meeting.

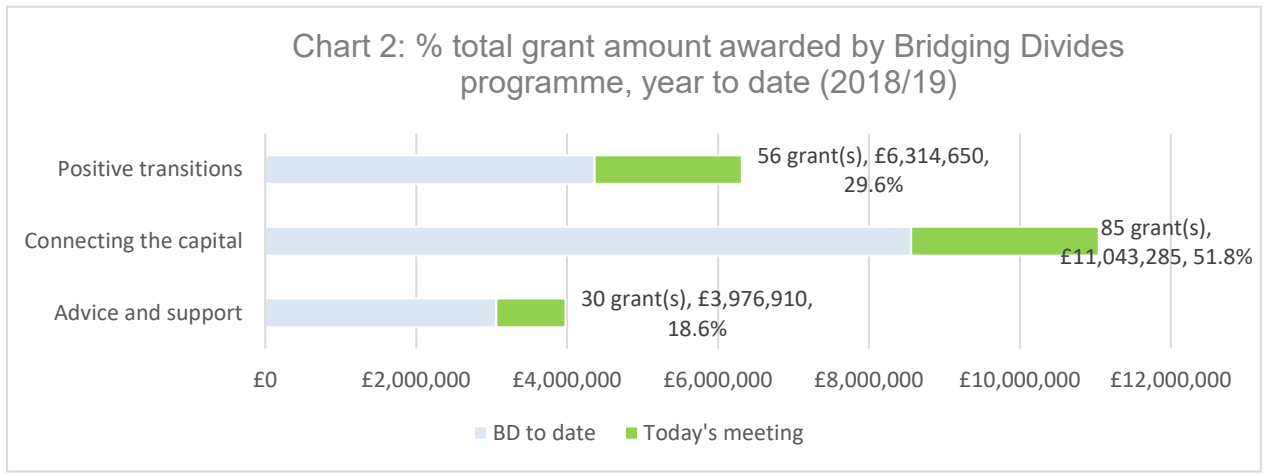
6. **Grant variations:** Writebacks and variations of funds to date, including those reported at today's meeting, total £67,248. Unusually this includes a small increase (£378) to the LMA for its work to archive historic CBT files. This represents 0.3% of the annual grants budget.

7. **Assessments in progress:** The Trust is currently considering applications at a total request value of £23,890,591. This continues to increase and is at a higher level than in previous years (November 2018: £17,087,579). This reflects the increased application rate and increased average request amount.

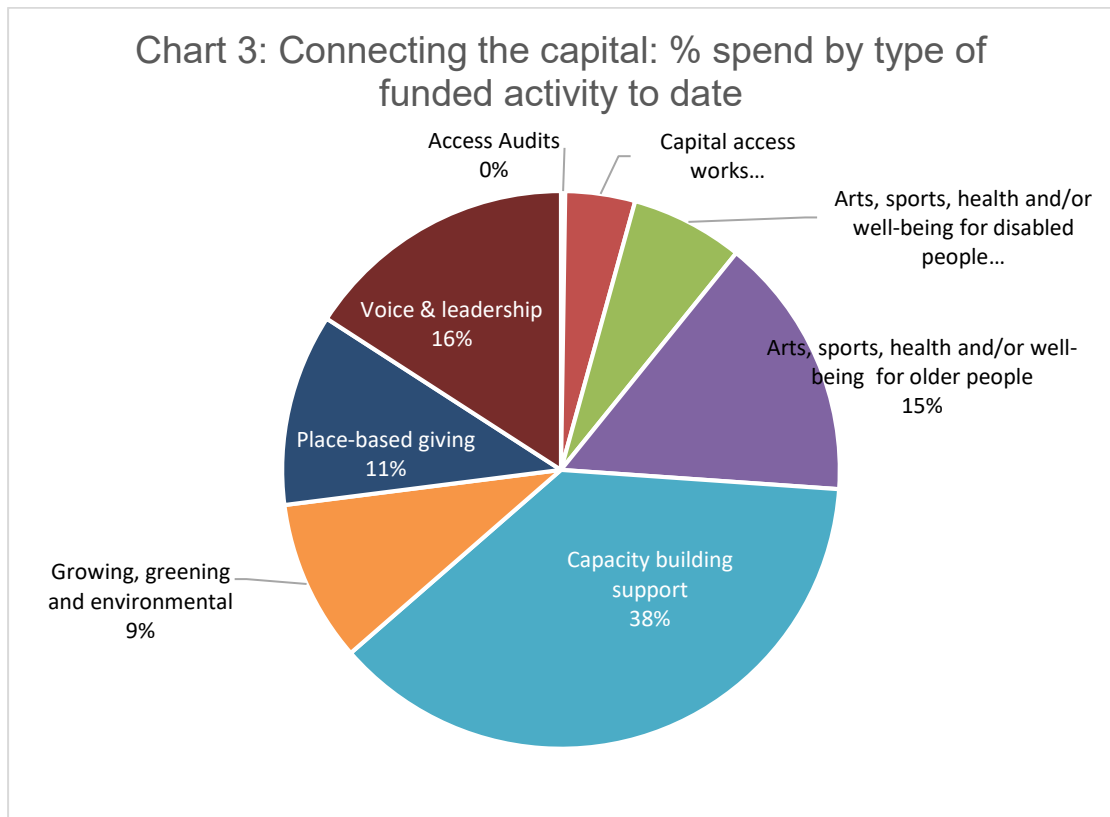
<b>Table 1: Proposed use of remaining budget</b>	<b>£</b>	<b>Number</b>
Value of submitted applications - pending	23,890,591	190
Value of proposed strategic initiatives	230000	2
<b>Total requests under assessment</b>	<b>£24,120,591</b>	<b>192</b>

8. **Awards made against grant outcomes:** Under your Bridging Divides grants scheme you have three main programmes which aim to achieve different thematic outcomes. Charts 2 and 3 show the context of the applications you will

consider today against the grants awarded by programme area since the launch of Bridging Divides.<sup>12</sup>



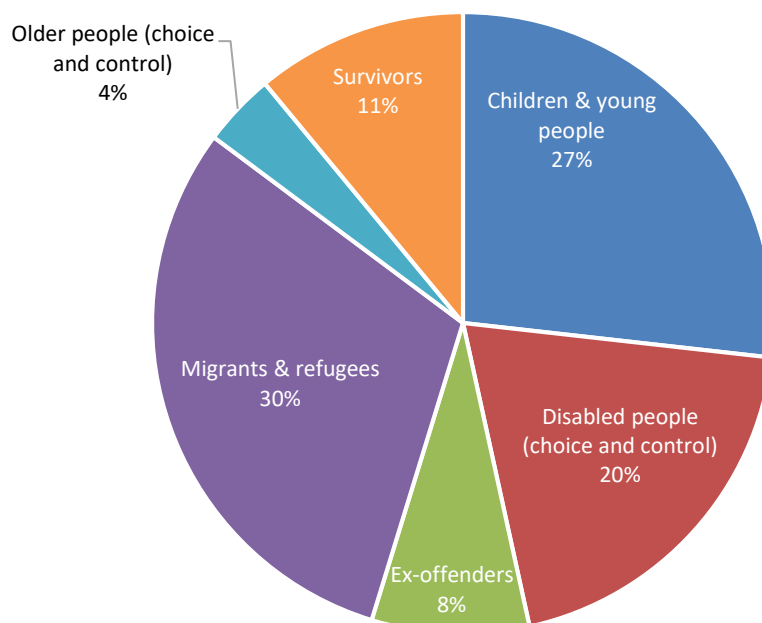
9. Connecting the Capital and Positive Transitions include a number of different priority areas. Charts 3 and 4 show the breakdown of grants awarded to date under each of these programmes.



<sup>1</sup> This chart excludes eco audits, small grants, stepping stones (pre rolling programme), ideas please and strategic initiatives.

<sup>2</sup> Today's meeting includes all main Bridging Divides open application grants reported at today's meeting including those that have already been approved by delegated authority.

Chart 4: Positive transitions: % spend by type of funded activity to date



### Anniversary programmes

10. The Anniversary fund approved in 2015-16 is designated for use towards an employability and an infrastructure programme.

**11. Employability programme:**

Funds of £4,735,000 for the Employability Programme were fully committed in 2017/18. Some amounts within that will be formally allocated in future years over the 5-year life of this programme.

**12. Infrastructure Programme:**

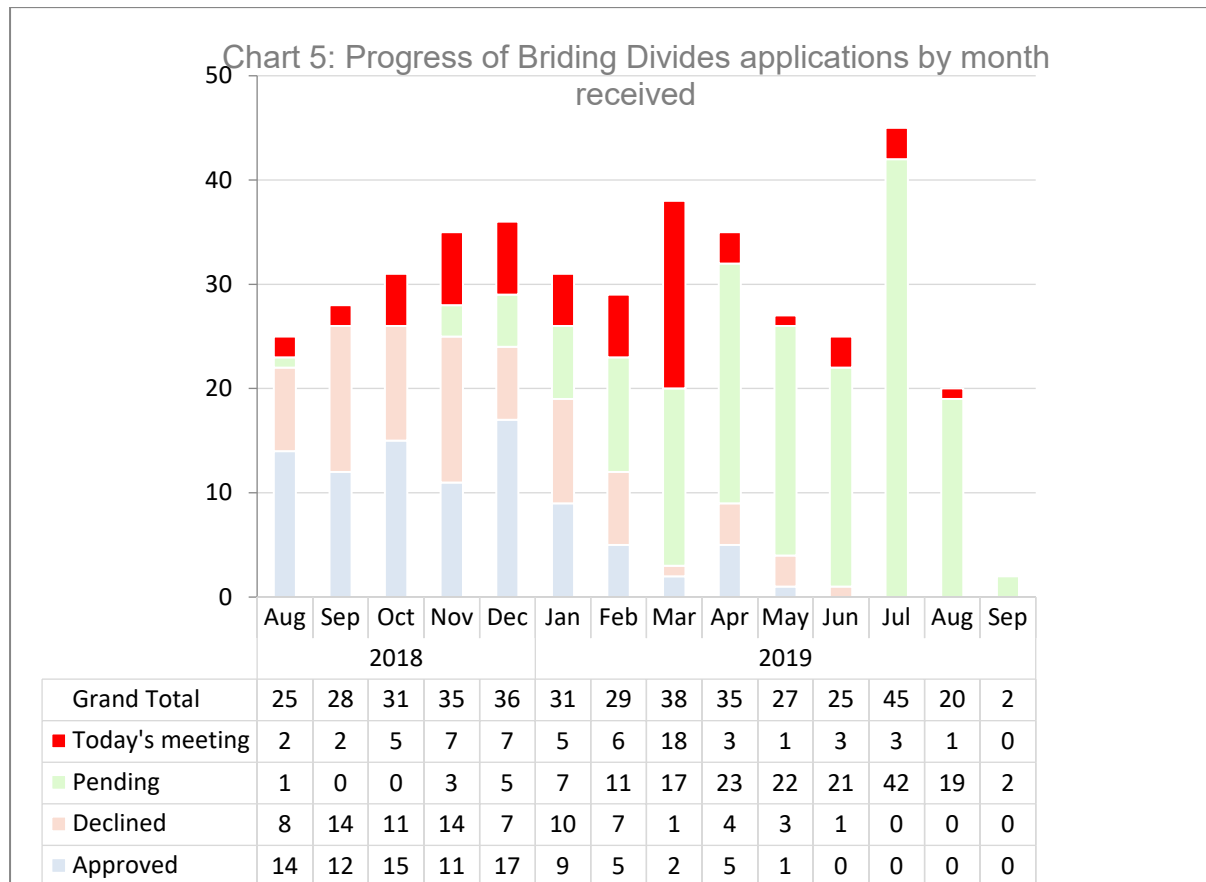
62% of the total Infrastructure Programme budget of £3,713,000 was committed at the end of 2018-19. Of the remaining £1,934,945, £633,230 has been approved in the year to date towards the Cornerstone Fund and Bridge Fund, and a further 2 are under consideration at today's meeting with a total recommendation of £139,000.

**13. Prince's Trust**

The Trust has managed a grant programme with The Prince's Trust since 2014. At your March 2018 meeting you approved a 3-year commitment of £3,000,000.

## Work in progress

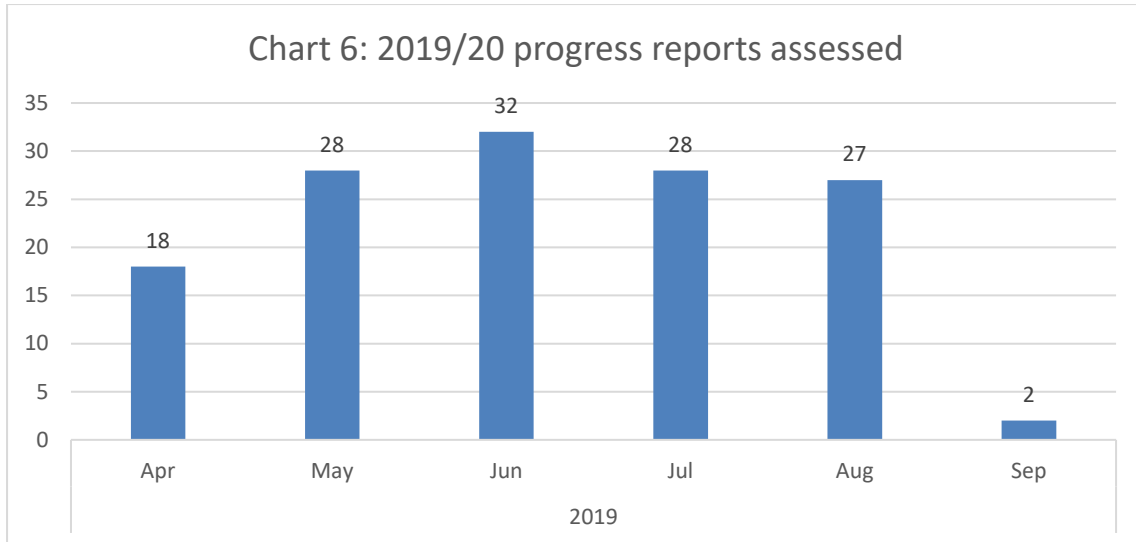
14. **Progress of applications:** Chart 5 shows the application rate and progress of Bridging Divides applications from the oldest pending application.<sup>3</sup>



15. **Grants in Management value:** The total value of the grants across all programmes (approximately 891) currently under the management of your Funding Managers is approximately £ 36,592,797.

16. **Grants in management learning and monitoring:** In the financial year to date your officers have assessed and signed off 135 annual progress reports from grantees. Chart 6 shows the completion of reports by month. After a dip whilst officers focused on clearing the backlog of applications, numbers of reports assess have returned to normal rates (2018/19 average 29/ month).

<sup>3</sup> From July 2019 onwards these figures include only main Bridging Divides applications and exclude eco audits, strategic initiatives, small grants, ideas please and stepping stones (before it moved to a rolling programme), as they are approved through different application processes than your standard Bridging Divides grants.



**Jemma Grieve Combes**  
Head of Impact and Learning  
T: 020 7332 3174 E: [jemma.grievcombes@cityoflondon.gov.uk](mailto:jemma.grievcombes@cityoflondon.gov.uk)