



Economic and Cyber Crime Committee of the City of London Police Authority Board

Date: MONDAY, 16 SEPTEMBER 2024

Time: 2.00 pm

Venue: COMMITTEE ROOMS, 2ND FLOOR, WEST WING, GUILDHALL

Members:

Deputy James Thomson (Chair)	Graham Packham
Tijs Broeke (Deputy Chair)	Deputy Dawn Wright
Nicholas Bensted-Smith	Michael Landau (External Member)
Alderman Professor Emma Edhem	Deputy Christopher Hayward
Jason Groves	Naresh Hari Sonpar
Deputy Madush Gupta	James Tumbridge
Sir Craig Mackey	Deputy Andrien Meyers

Enquiries: Kezia Barrass
Kezia.Barrass@cityoflondon.gov.uk

Accessing the virtual public meeting

Members of the public can observe all virtual public meetings of the City of London Corporation by following the below link:

<https://www.youtube.com/@CityofLondonCorporation/streams>

A recording of the public meeting will be available via the above link following the end of the public meeting for up to one civic year. Please note: Online meeting recordings do not constitute the formal minutes of the meeting; minutes are written and are available on the City of London Corporation's website. Recordings may be edited, at the discretion of the proper officer, to remove any inappropriate material.

Whilst we endeavour to livestream all of our public meetings, this is not always possible due to technical difficulties. In these instances, if possible, a recording will be uploaded following the end of the meeting.

Ian Thomas CBE
Town Clerk and Chief Executive

AGENDA
Part 1 - Public Agenda

1. **APOLOGIES**

2. **MEMBERS' DECLARATIONS UNDER THE CODE OF CONDUCT IN RESPECT OF ITEMS ON THE AGENDA**

3. **MINUTES**

To approve the public minutes and the non-public summary of the meeting held on 25 June 2024.

For Decision
(Pages 5 - 8)

4. **Q1 NATIONAL LEAD PERFORMANCE 2024/25**

Report of the Commissioner.

For Information
(Pages 9 - 44)

5. **CYBER GRIFFIN UPDATE**

Report of the Commissioner.

For Information
(Pages 45 - 48)

6. **INNOVATION & GROWTH – UPDATE OF CYBER & ECONOMIC CRIME RELATED ACTIVITIES**

Report of the Executive Director of Innovation and Growth.

For Information
(Pages 49 - 52)

7. **QUESTIONS ON MATTERS RELATING TO THE WORK OF THE COMMITTEE**

8. **ANY OTHER BUSINESS THAT THE CHAIRMAN CONSIDERS URGENT**

9. **EXCLUSION OF THE PUBLIC**

MOTION - That under Section 100(A) of the Local Government Act 1972, the public be excluded from the meeting for the following item(s) on the grounds that they involve the likely disclosure of exempt information as defined in Part I of Schedule 12A of the Local Government Act.

For Decision

Part 2 - Non-Public Agenda

10. **NON-PUBLIC MINUTES**

To agree the non-public minutes of the meeting held on 25 June 2024.

For Decision
(Pages 53 - 54)

11. **UPDATE REGARDING ECONOMIC AND CYBER POLICE HEADQUARTERS (ECPHQ)**

Report of the Commissioner.

For Information
(Pages 55 - 64)

12. **STRATEGIC COMMUNICATIONS AND ENGAGEMENT PLAN FOR ECONOMIC AND CYBER CRIME**

Joint report of the Town Clerk and the Commissioner.

For Information
(Pages 65 - 100)

13. **FRAUD AND CYBER CRIME REPORTING AND ANALYSIS SERVICE - REGULAR PROGRAMME PROGRESS REPORT.**

Report of the Commissioner.

For Information
(Pages 101 - 196)

14. **QUESTIONS ON MATTERS RELATING TO THE WORK OF THE COMMITTEE**

15. **ANY OTHER BUSINESS THAT THE CHAIRMAN CONSIDERS URGENT AND WHICH THE COMMITTEE AGREE SHOULD BE CONSIDERED WHILST THE PUBLIC ARE EXCLUDED**

This page is intentionally left blank

**ECONOMIC AND CYBER CRIME COMMITTEE OF THE CITY OF LONDON POLICE
AUTHORITY BOARD
Tuesday, 25 June 2024**

Minutes of the meeting of the Economic and Cyber Crime Committee of the City of London Police Authority Board held at Committee Rooms, 2nd Floor, West Wing, Guildhall on Tuesday, 25 June 2024 at 2.00 pm

Present

Members:

Deputy James Thomson (Chair)
Tijs Broeke (Deputy Chairman)
Jason Groves
Deputy Madush Gupta
Sir Craig Mackey
Graham Packham
Michael Landau (External Member)
Naresh Hari Sonpar
Deputy Andrien Meyers (Ex-Officio Member)

City of London Police:

Ollie Shaw	- City of London Police
Nik Adams	- City of London Police
Chris Bell	- City of London Police
Emma Cunnington	- City of London Police

Officers

Oliver Bolton	- Town Clerk's Department
Kezia Barrass	- Town Clerk's Department
Elly Savill	- Innovation and Growth

1. APOLOGIES

Apologies were received from Dawn Wright and Nicholas Bensted-Smith.

2. MEMBERS' DECLARATIONS UNDER THE CODE OF CONDUCT IN RESPECT OF ITEMS ON THE AGENDA

There were no declarations.

3. MINUTES

RESOLVED, - that the public minutes and non-public summary of the Economic and Cyber Crime Committee meeting held on the 19 February 2024 were approved as an accurate record.

4. PUBLIC OUTSTANDING REFERENCES

Members received a joint report of the Commissioner and the Town Clerk which provided an update on outstanding references.

RESOLVED, - that the report be noted.

5. NATIONAL LEAD FORCE PERFORMANCE PACK PROPOSAL 2024-2025

Members received a report of the Commissioner which outlined the National Lead Force performance pack proposal.

During the discussion the following points were noted:

- Members requested a demonstration of the Power BI dashboard, which would allow more detail for specific stakeholders. Officers agreed to share a demonstration of the Power BI Dashboard, and to assess the opportunity for Members to gain access.
- Members welcomed the change in format and the ability to track key performance indicators.

RESOLVED, - that Members approved the proposed change in format to the National Lead Force performance pack.

6. INNOVATION & GROWTH – UPDATE OF CYBER & ECONOMIC CRIME RELATED ACTIVITIES

Members received a report of the Executive Director of Innovation and Growth which provided an update on cyber and economic crime related activities.

During the discussion the following points were noted:

- Members queried how this work would impact on the new Fraud and Cyber Crime Reporting and Analysis Service (FCCRAS) programme. Officers outlined that FCCRAS would be able to compare against other data and build layers of artificial intelligence with the data of other organisations.

RESOLVED, - that the report be noted.

7. Q4 NATIONAL LEAD FORCE PERFORMANCE 2023-24

Members received a report of the Commissioner which provided an update on the quarter 4 National Lead Force performance of 2023 – 24.

During the discussion the following points were noted:

- Members requested further information from Officers to identify the cause of the proportion of repeat victims reported.

RESOLVED, - that the report be noted.

8. Q4 CYBER GRIFFIN UPDATE

Members received a report of the Commissioner which provided an update on Cyber Griffin in Q4.

RESOLVED, - that the report be noted.

9. PUBLIC FCCRAS UPDATE

There was no public update.

10. QUESTIONS ON MATTERS RELATING TO THE WORK OF THE COMMITTEE

There were no questions.

11. ANY OTHER BUSINESS THAT THE CHAIRMAN CONSIDERS URGENT

There was no other business.

17 - ECONOMIC CRIME AND CORPORATE TRANSPARENCY BILL AND ONLINE SAFETY BILL - IMPACT AND ACTION

Members agreed to move Item 17 into public session. Members received a report of the Commissioner which outlined the Economic Crime and Corporate transparency Bill impact and actions.

During the discussion the following points were noted:

- Members queried how the City of London Police link up online safety with real life risk, and queried how forces share data with other forces, local authorities, and courts. Officers agreed to pick up the data sharing issue with Members.

RESOLVED, - that the report be noted.

12. EXCLUSION OF THE PUBLIC

RESOLVED – that under Section 100(A) of the Local Government Act 1972, the public be excluded from the meeting for the following items of business on the grounds they involve the likely disclosure of exempt information as defined in Part I of Schedule 12A of the Local Government Act.

13. NON-PUBLIC MINUTES

RESOLVED, - that the non-public minutes of the Economic and Cyber Crime Committee meeting held on the 19 February 2024 be approved as an accurate record.

14. STRATEGIC COMMUNICATIONS AND ENGAGEMENT PLAN FOR ECONOMIC AND CYBER CRIME

Members received a joint report of the Town Clerk and the Commissioner which outlined the strategic communications and engagement plan for economic and cyber crime.

15. CYBER GRIFFIN: FINANCIAL REVIEW OF THE CURRENT OPERATING MODEL

Members received a report of the Commissioner which outlined the financial review of the current operating model. Members considered this item in conjunction with item 16.

16. CYBER GRIFFIN: DETAILED DESIGN FOR NATIONAL ROLLOUT

This item was considered in conjunction with item 15.

17. ECONOMIC CRIME AND CORPORATE TRANSPARENCY BILL AND ONLINE SAFETY BILL - IMPACT AND ACTION

This item was considered in the public session.

18. FCCRAS BRANDING UPDATE

Members received a report of the Commissioner which provided a branding update on the Fraud and Cyber Crime Reporting and Analysis Service.

19. FCCRAS- REVISED BUSINESS CASE

Members received a report of the Commissioner which outlined the Fraud and Cyber Crime Reporting and Analysis Service revised business case.

20. QUESTIONS ON MATTERS RELATING TO THE WORK OF THE COMMITTEE

There were no questions.

21. ANY OTHER BUSINESS THAT THE CHAIRMAN CONSIDERS URGENT AND WHICH THE COMMITTEE AGREE SHOULD BE CONSIDERED WHILST THE PUBLIC ARE EXCLUDED

There was no other business.

The meeting ended at 15:55pm

Chairman

Contact Officer: Kezia Barrass
Kezia.Barrass@cityoflondon.gov.uk

Agenda Item 4

Committee(s): Economic and Cyber Crime Committee	Dated: 16 September 2024
Subject: Q1 National Lead Force Performance 24/25 <ul style="list-style-type: none">• National Lead Force Performance• National Performance Money Laundering and Fraud• National Performance Cyber	Public
Which outcomes in the City Corporation's Corporate Plan does this proposal aim to impact directly?	CoLP impact the following Corp Plan outcomes: Dynamic Economic Growth- (National Lead Force) Vibrant Thriving Destination- (Community Safety/ CT)
Does this proposal require extra revenue and/or capital spending?	N/A
If so, how much?	N/A
What is the source of Funding?	N/A
Has this Funding Source been agreed with the Chamberlain's Department?	N/A
Report of: Commissioner of Police	For Information
Report author: Lucy Cumming, Strategy and Engagement	

Summary

These reports provide Members with an update on Q1 performance of City of London Police National Lead Force teams, as well as the National Performance picture for fraud, money laundering and cyber which is led and co-ordinated by City of London Police national leadership functions.

Of note these are the first iterations of the new performance framework which aligns with the National Policing Strategy for Fraud, Economic and Cyber Crime 2023 - 2025.

Recommendation(s)

It is recommended that Members note the report.

Appendices

- Appendix 1: National Lead Force Performance Pack
- Appendix 2: National Performance Money Laundering and Fraud
- Appendix 3: National Performance Cyber

Lucy Cumming

Strategy and Engagement, Corporate Services
Lucy.cumming@cityoflondon.police.uk

This page is intentionally left blank

CoLP Performance Measures

Q1: April – June 2024

Page 11











Performance Assessment

The dashboard provides an assessment of City of London Police performance against the objectives set out in the **National Policing Strategy for Fraud, Economic and Cyber Crime 2023-28**. The National Policing Strategy was launched in November 2023 and translates national strategies and objectives set by His Majesties Government into actionable measures for policing in the areas of fraud, money laundering and asset recovery and cyber. The report shows CoLP attainment against the objectives. The National Policing Strategy sets out a purpose to “improve the UK policing response to fraud, economic and cyber crime” through three **key cross cutting objectives** of:

- Improving outcomes for victims;
- Proactively pursuing offenders;
- Protecting people and business from the threat of Fraud, Economic and Cyber Crime.

The NLF plan sets out **key cross cutting enabling commitments** that City of London Police is seeking to achieve:

We will deliver and co-ordinate regional Proactive Economic Crime Teams and uplifted National Lead Force teams to form part of the National Fraud Squad. The NFS teams will proactively target fraudsters and disrupt offending achieving criminal justice and alternative outcomes.	
We will deliver enhanced victim care & support to victims of fraud & cyber crime, to reduce harm of offending and prevent re-victimisation.	
We will deliver agreed and consistent content across the PROTECT network, to ensure consistent messaging in line with HMG guidance and promoting HMG systems and services.	
We will deliver the Fraud and Cyber Reporting and Analysis Service (FCCRAS) - including the ability to feedback intelligence into the system for further development and inclusion in intelligence packages. We will ensure intelligence is appropriately recorded and disseminated to assist with all 4P outcomes	
We will increase the policing response and outcomes linked to NFIB / FCCRAS crime dissemination packages	
We will lead the National Fraud Squad to PURSUE identified high harm offenders through joint, centrally co-ordinated national operations and to participate in NECC led fraud intensifications throughout the year.	
We will upskill and train our staff so that they are able to effectively respond to the threat of fraud, economic and cyber crime.	
We will develop and action a National Economic Crime Workforce Strategy.	

Executive Summary: Key Cross Cutting Strategic Objectives



Improve outcomes
for victims.



Proactively pursue
offenders.



Protect people and
businesses from the threat
of fraud, economic and
cyber crime.

- Page 1
- VCU supported **4,324** victims
 - NCCVCU staff made **40,931** contacts
 - **16** victims were awarded a share of **£65,580** in compensation
 - NFIB reviewed **44%** of allegations that are highly likely to be solved
 - CoLP teams recorded **144** judicial outcomes
 - **23** aged disseminations had outcomes recorded
 - **90%** satisfaction with Action Fraud reporting services

- **38** OCG disruptions recorded
- **21** POCA activities with a value of **£849,332**
- **+2,487% (157,705)** increase on Q1 23/24 disruptions to technological enablers
- All NFIB disseminations rose by **347% (+38,020)** from Q1 23/24
- **1** intensification led, disrupting OCGs using courier fraud to target vulnerable victims

- **2,115** people at **46** Protect events hosted by Fraud and Funded Units
- Teams also achieved **85** social media posts with **447,800** impressions
- Action Fraud made **378** social media posts in Q1
- **8** national campaigns implemented by National Protect Co-ordinator
- NFIB sent **2,523** vulnerable person alerts to forces in Q1

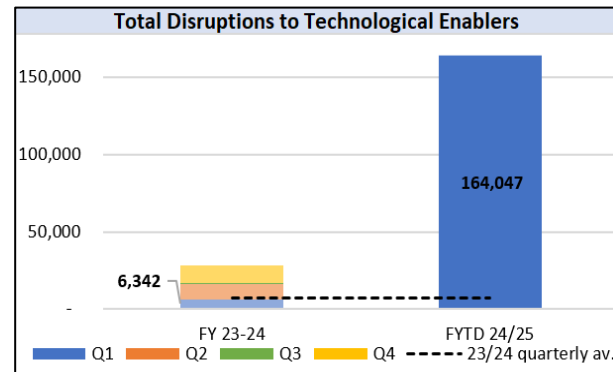
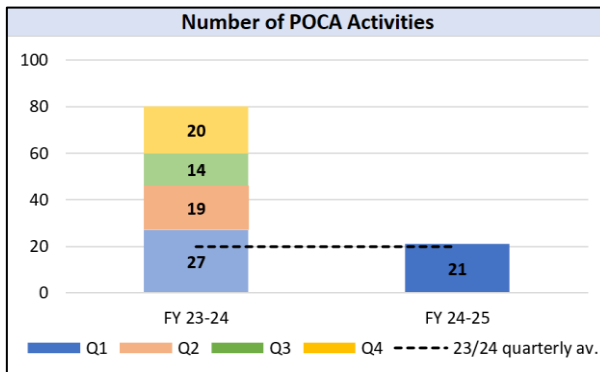
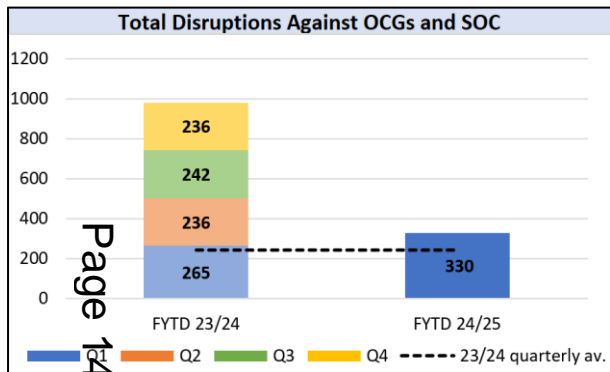


National Lead Force Fraud Operations: Includes National Fraud Squad Teams and Funded Units

We will deliver and co-ordinate regional Proactive Economic Crime Teams and uplifted National Lead Force teams to form part of the National Fraud Squad. The NFS teams will proactively target fraudsters and disrupt offending achieving criminal justice and alternative outcomes.

Success Measures:

- Increase the number of disruptions against fraud organised crime groups and serious organised crime
- Increase the number of POCA activities
- Increase the number of disruptions against technological enablers



OCG Disruptions

- Teams are investigating **68** OCGs
- In Q1 teams recorded against OCGs:
- 5 major** disruptions (+1 on 23/24 Q1)
- 27** moderate disruptions
- 6** minor disruptions
- 292** disruptions against other threats
- +25% (65)** increase on Q1 23/24

Financial Disruptions

- In Q1 Fraud Teams reported **21** POCA activities with a value of **£849,332**
- 5** confiscations, **11** cash detentions and **5** cash forfeitures
- 16** victims were awarded a share of **£565,580** in compensation
- 22% (-6)** decrease on Q1 23/24 but in line with quarterly average

Technological Disruptions

- In Q1 Fraud teams reported:
- 1,591** disruptions to websites
- 162,399** to cards and bank accounts
- 57** to social media accounts
- +2,487% (157,705)** increase on Q1 23/24

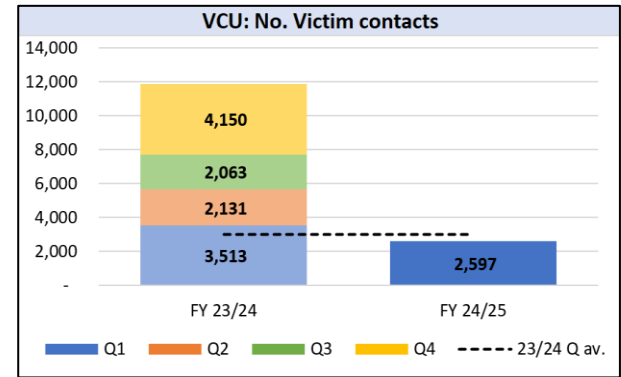
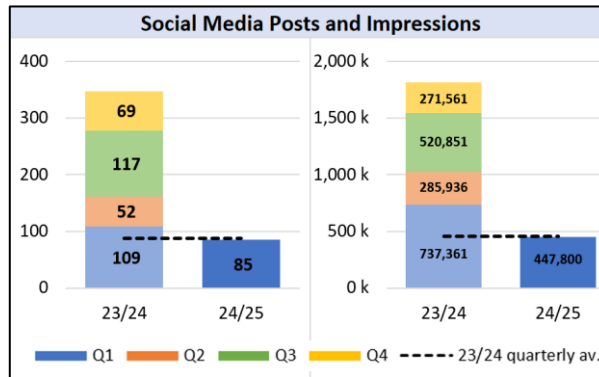
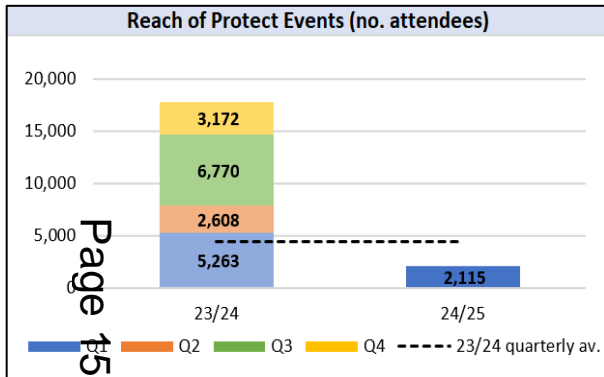
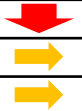


National Lead Force Fraud Operations: Includes National Fraud Squad Teams and Funded Units

We will deliver enhanced victim care & support to victims of fraud & cyber crime, to reduce harm of offending and prevent re-victimisation. We will deliver agreed and consistent content across the PROTECT network, to ensure consistent messaging in line with HMG guidance and promoting HMG systems and services.

Success Measures:

- A. Increase the number of protect engagements and attendees
- B. Increase the number of social media posts and impressions
- C. Increase the number of Victim Support Unit contacts



Protect Events

- Teams held **46** events in Q1
- **-61% (-73)** events from Q1 23/24
- **2,115** people attended these events
- **-60% (-3,148)** attendees from Q1 23/24
- Activity rose throughout the quarter to **21** events with **797** attendees in March

Social Media

- Teams posted **85** messages on social media, in line with the 23/24 average of 84 and down 22% (-24) on Q1 23/24.
- The related impressions were also in line with the 23/24 average at **447,800** but down 44% (-349,561) on Q1 23/24.

Victim Care Unit

- The VCU supported **4,324** victims in Q1, relating to **22** investigations.
- 1,875 VCOP updates were sent by email and 222 by post a total of **2,597**, down 26% (-916) from Q1 23/24.
- **108** nuisance calls were blocked for vulnerable victims.



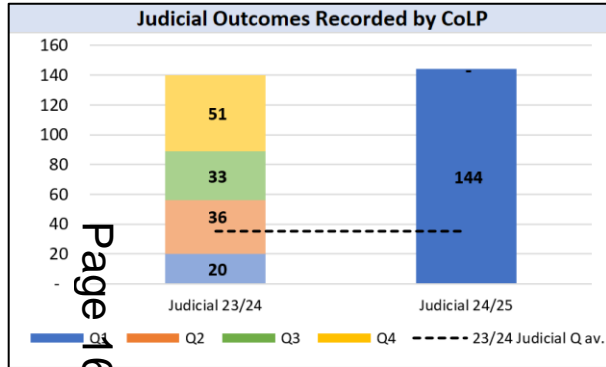
National Lead Force Fraud Operations: Includes National Fraud Squad Teams and Funded Units

We will increase the policing response and outcomes linked to NFIB / FCCRAS crime dissemination packages

We will lead the National Fraud Squad to PURSUE identified high harm offenders through joint, centrally co-ordinated national operations and to participate in NECC led fraud intensifications throughout the year.

Success Measures:

- Increase the judicial outcome rate for CoLP
- Support CoLP teams to engage in intensification efforts
- Decrease CoLP aged outstanding disseminations

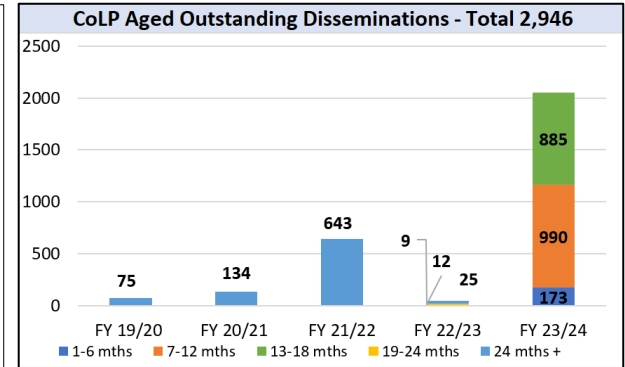


Between May 13th-24th, **Lead Force Operations Room (LFOR)**, with the National Economic Crime Centre (NECC), led a national intensification designed to cut **courier fraud** at source and protect vulnerable victims.

Forces were encouraged to report courier fraud offences into LFOR whereby fast-time enquiries were undertaken in the centre to identify and arrest suspects.

The operation involved departments across CoLP, including the Communications Data Investigation Unit, Support Group, Serious Organised Crime Team, London Proactive Economic Crime Team (PECT), and Intelligence Analysts across the force.

Executive action in London was supported by East Region PECT and the Metropolitan Police Technical Support Unit (TSU), Emerging Threats Team, and M07 Interceptors.



Judicial Outcomes

- In Q1 CoLP teams recorded **144** judicial outcomes
- Up **620% (+124)** from Q1 23/24 and 4 more than the entirety of last year.
- 59** no further action outcomes were also recorded, down **18% (-13)** from Q1 23/24

Outstanding Disseminations

- At the end of Q1 **2,946** disseminations from 19/20 to 23/24 were with CoLP teams awaiting outcomes.
- This is down **-23** from the beginning of the quarter.

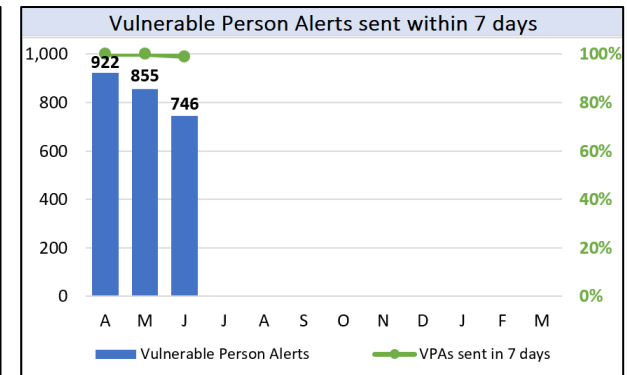
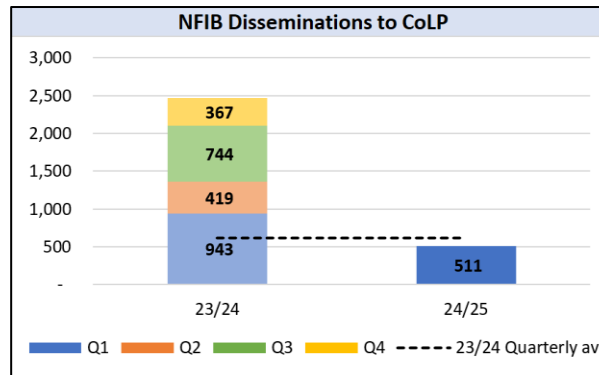
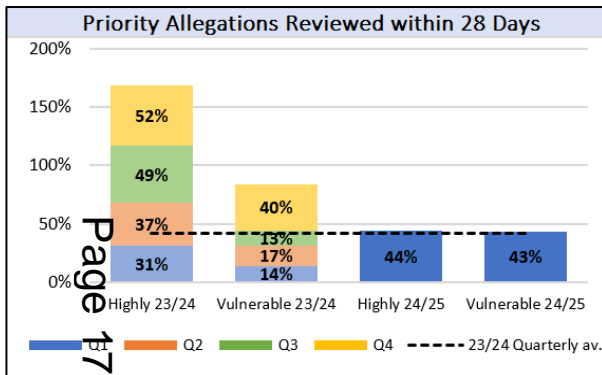


National Reporting Service: Includes NFIB, Action Fraud (AF) and NECVCU

We will deliver the Fraud and Cyber Reporting and Analysis Service (FCCRAS) - including the ability to feedback intelligence into the system for further development and inclusion in intelligence packages. We will ensure intelligence is appropriately recorded and disseminated to assist with all 4P outcomes

Success Measures:

- Increase the allegations of fraud reviewed in 28 days meeting 'highly likely' & 'likely vulnerable' on the solvability matrix
- Increase the number of NFIB packages disseminated to CoLP teams
- To review and, where appropriate, disseminate vulnerable person alert within 7 days.



Priority Allegations

- In Q1 NFIB teams reviewed:
- 44%** of allegations that are highly likely to be solved, up **42% (+13%)** from Q1 23/24
- 43%** of likely to be solved with a vulnerability element, up **207% (+29%)**

Disseminations to CoLP

- NFIB sent **511** disseminations to CoLP in Q1
- This was down **46% (-432)** on Q1 23/24 and down **17% (-107)** on the 23/24 quarterly average
- In the same period all NFIB disseminations rose by **347% (+38,020)** from Q1 23/24 from 10,981 to 48,961

Vulnerable Person Alerts

- NFIB sent **2,523** vulnerable person alerts to forces in Q1
- This is an increase of **80% (+1,125)** alerts from Q1 23/24
- 100%** of these were sent within the 7-day target timescale

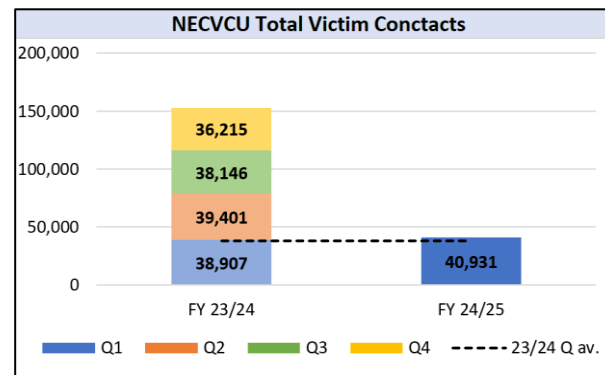
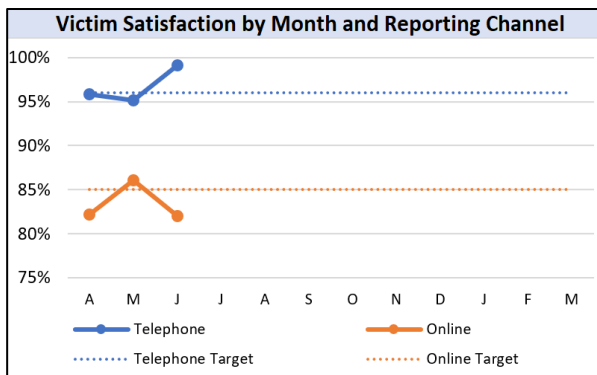
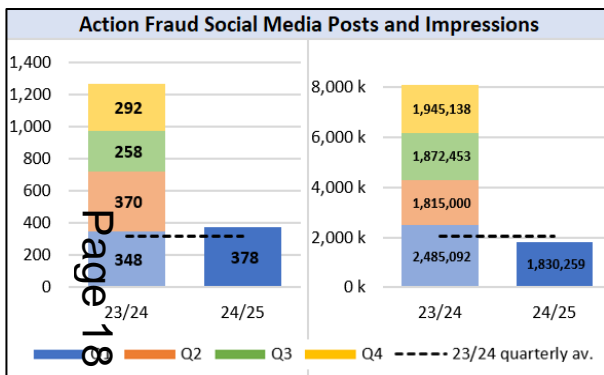


National Reporting Service: Includes NFIB, Action Fraud (AF) and NECVCU

We will deliver the Fraud and Cyber Reporting and Analysis Service (FCCRAS) - including the ability to feedback intelligence into the system for further development and inclusion in intelligence packages. We will ensure intelligence is appropriately recorded and disseminated to assist with all 4P outcomes

Success Measures:

- Increase the number of Action Fraud social media posts and impressions
- Maintain the percentage of survey respondents who are satisfied with the Action Fraud reporting service
- Increase number of fraud victims who receive protect advice (in person, via phone or email)



Action Fraud Social Media

- AF made **378** posts in Q1, up **9% (+30)** from Q1 23/24
- The related impressions for these posts totalled **1,830,259** a drop of 26% from 2,485,092 the previous year

Action Fraud Satisfaction

- Contact Centre satisfaction at **97%** in Q1, 2% higher than the 95% target
- All-time high of **99.1%** in June
- Online reporting stable at **83%**, just below the 85% target
- Of the 111,929 survey links delivered in Q1 just **1.1%** chose to provide satisfaction feedback

NECVCU Victim Contacts

- NECVCU staff made **40,931** contacts, up **5% (+2,024)** from Q1 23/24
- 16,912** contacts by telephone (up 34% (+4,298) from Q1 23/24)
- 2,919** vulnerable Level 2 victims (up 91% (+1,392) from Q1 23/24)



Economic Crime Police Headquarters: Includes Workforce Strategy, Economic Crime and Cyber Academy and Protect

We will upskill and train our staff so that they are able to effectively respond to the threat of fraud, economic and cyber crime.

We will roll out a revised performance framework across PURSUE, PROTECT, PREPARE and PREVENT. ROCUs and Forces to ensure completion of performance framework and resulting recommendations.

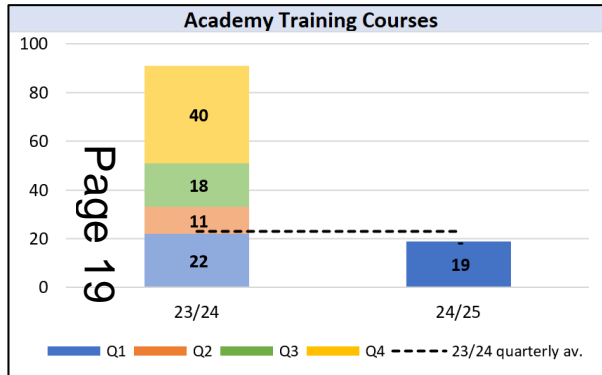
We will invest in and explore technological and data sharing solutions and opportunities.

Success Measures:

- To increase delegate training levels in the Economic and Cyber Crime Academy (ECCA).
- Finalised project plan which identifies short and long-term milestones (NECC and CoLP).
- Deliver short term fixes (NECC and CoLP).



Workforce Strategy



Academy


- In Q1 the ECCA held **19** courses, down **14% (-3)** from Q1 23/24
- The number of classroom delegates also fell by **12% (-33)** to 239, but this was offset by **459** CPD delegates
- Satisfaction rose by 1% from Q1 23/24 to **89%**
- Crypto training delegates increased by **132% (+95)** to 167 from the whole of 23/24.

		Activities	Next Milestone	Status	Summary
Strengthen partnerships	Attraction	University Placement	Fast Track vetting continuing. Onboarding to begin post vetting.	Orange	IN PROGRESS, ON TRACK: The first intake have been selected and are progressing vetting. Engaging with ROCUs and Met for the second intake. Amber status due to reduced number of first intake.
		Direct Entry Detectives	Agree commercials and sign contract	Orange	IN PROGRESS, DELAYED: Progressing plans with Police Now for a direct entry detective cohort (April 2025). Contract delayed due to internal sign off.
	Recruitment and Onboarding	Apprenticeships	Scope Options for delivery	Green	IN PROGRESS, ON TRACK: Implementing a counter fraud apprenticeship that is tailored to policing to attract diverse candidates into civilian fraud investigator roles
		Development	Mentoring	Release the ITT	Orange
	Partnerships-Ideation collective		Meeting with PSFA/PwC to arrange joint	Green	IN PROGRESS, ON TRACK: Lee Townley WYP will lead on creating private/ public ideation collectives.
	Talent Retention	Wellbeing	Scoping opportunities	Green	IN PROGRESS, ON TRACK: Partnering with West Yorkshire ECU to create a Living Library, where individuals share their diverse stories to promote inclusivity and skills sharing.
	Separation	Volunteer App	Plan activity with the lead	Orange	IN PROGRESS, DELAYED: Progressing plans to extend the Cyber volunteer app to fraud and economic crime professionals.
		Alumni Network	Plan activity with the lead	Orange	IN PROGRESS, DELAYED: Work is progressing, currently progressing with GDPR requirements to contact Ex-officers.

This page is intentionally left blank










National Lead Force National Delivery Plan Performance Report


Page 21
Q1: April – June 2024



Performance Assessment

The dashboard provides an assessment of national policing performance against the objectives set out in the **National Policing Strategy for Fraud, Economic and Cyber Crime 2023-28**. The National Policing Strategy was launched in November 2023 and translates national strategies and objectives set by His Majesties Government into actionable measures for policing in the areas of fraud, money laundering and asset recovery and cyber. The report shows national attainment against the objectives. The National Policing Strategy sets out a purpose to "improve the UK policing response to fraud, economic and cyber crime" through three **key cross cutting objectives** of: Improving outcomes for victims; Proactively pursuing offenders; Protecting people and business from the threat

MLAR 1	We will increase criminal justice outcomes and disruptions against money laundering offenders.	
MLAR 2	We will seize and restrain more criminal assets through including released asset denial activity	
MLAR 3	We will provide training to policing on how to investigate and seize crypto assets. We will ensure accurate records of crypto assets seizures are maintained and provided.	
Fraud 1	We will increase the policing response and outcomes linked to NFIB / FCCRAS crime dissemination packages.	
Fraud 2	We will deliver and co-ordinate regional Proactive Economic Crime Teams and uplifted National Lead Force teams to form part of the National Fraud Squad. The NFS teams will proactively target fraudsters and disrupt offending achieving criminal justice and alternative outcomes.	
Fraud 3	We will lead the National Fraud Squad to PURSUE identified high harm offenders through joint, centrally co-ordinated national operations and to participate in NECC led fraud intensifications throughout the year.	
Fraud 4	We will support and assist the national development and implementation of the Fraud Targeting Cell by contributing resource and supporting the delivery of systems and processes. We will increase intelligence packages into the system leading to increased proactive operations.	
Fraud 5	We will develop and deliver a centrally co-ordinated National Fraud PROTECT Network that will align with the National Cyber PROTECT Network, share best practice, and promote local delivery of national messaging.	
Fraud 6	We will deliver agreed and consistent content across the PROTECT network, to ensure consistent messaging in line with HMG guidance and promoting HMG systems and services.	



A local service with a national role, trusted by our communities to deliver policing with professionalism, integrity and compassion

Executive Summary: Key Cross Cutting Strategic Objectives



Improve outcomes for victims.

- NFIB disseminations increased by 427% in Q1 due to a Met led op
- There were 1,833 judicial outcomes up 29% from Q1 23/24
- There are 35,161 outstanding disseminations up 12% from the end of 23/24
- The Fraud Targeting Cell launched and received 109 referrals and sent 60 intel disseminations



Proactively pursue offenders.

- In Q1 there were 1,113 MLAR disruptions including 42 Major
- 11 asset seizures were recorded for MLAR, with a value of £1,012,431
- Of the 1,847 disruptions recorded for fraud OCGs and SOC, 15 were Major
- LFOR led the successful intensification Op Dupers 2 with 8 arrests across 4 OCGs



Protect people and businesses from the threat of fraud, economic and cyber crime.

- National Protect teams supported 8 national campaigns in Q1
- Protect disruptions rose by 187% from Q1 23/24, to 1,266



Money Laundering and Asset Recovery

Performance Measure 1: We will increase criminal justice outcomes and disruptions against money laundering offenders.

Success Measures:

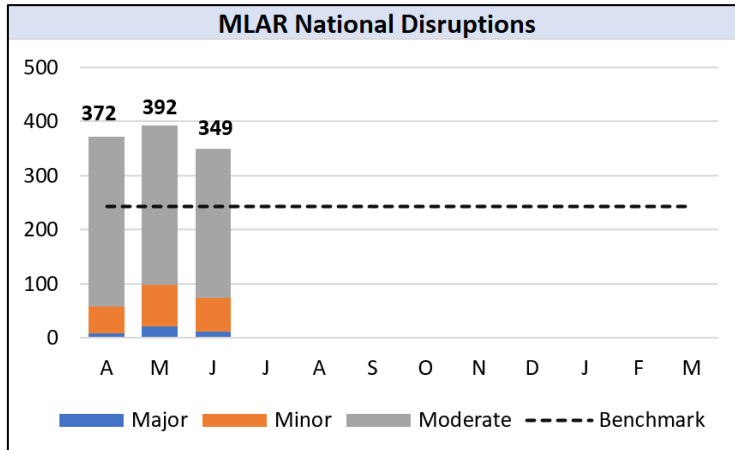
E1a Increase judicial outcomes for money laundering cases.

E1b Increase the number of disruptions at all levels.



E1a Currently, there are no outcomes available for money laundering and asset recovery on AMPIS. This is likely an entry issue and has been raised for discussion.

Page 24



E1b Money laundering and asset recovery is classed as illicit finance on AMPIS. In Q1, there were a total of 1,113 disruptions; 42 major, 188 moderate and 883 minor.

The benchmark from 23/24 was 2,917, which translates to 729 disruptions per quarter. For Q1, disruptions are 53% (+624) above the benchmark target. Overall, a positive quarter for disruptions.

As recording on APMIS becomes widespread across the forces and regions, these totals are expected to rise throughout 24/25.



Money Laundering and Asset Recovery

Performance Measure 2: We will seize and restrain more criminal assets through including released asset denial activity

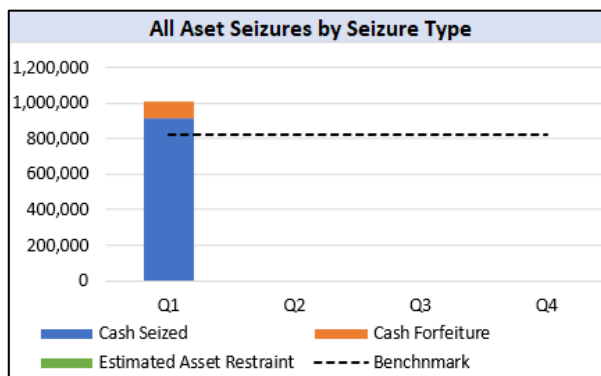
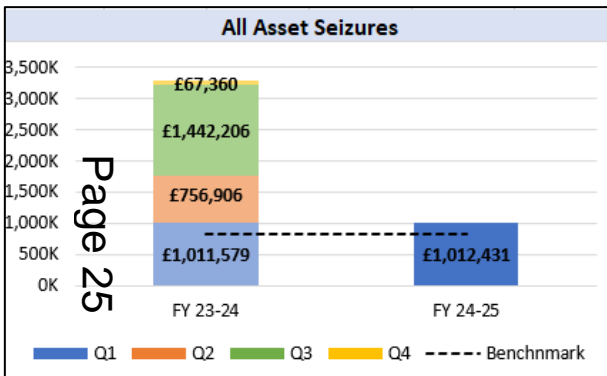
Performance Measure 3: We will provide training to policing on how to investigate and seize crypto assets. We will ensure accurate records of crypto assets seizures are maintained and provided.

Success Measures:

E2a Increase the number of asset freezing orders, restrained assets, and recovered and confiscated assets.

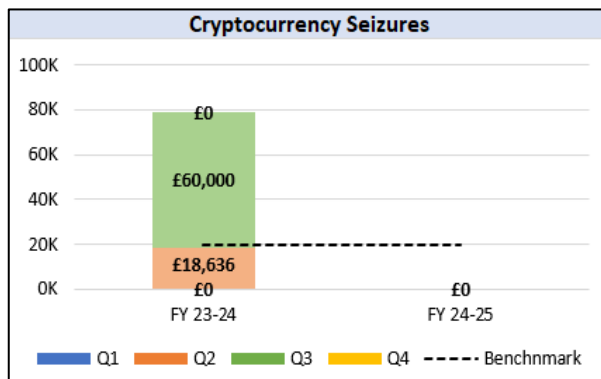
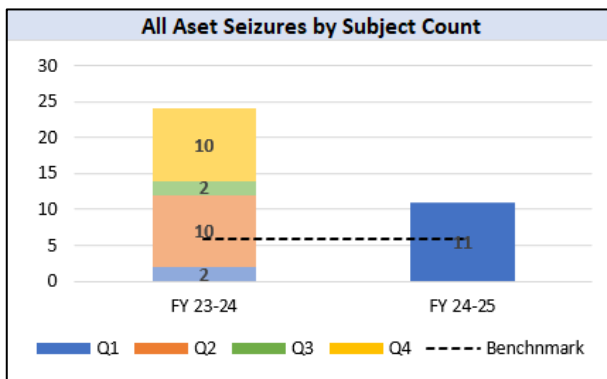
E2b Increase the number of Civil Recovery Orders.

E3 Recover a higher number of crypto assets.




E2 In Q1 a total of 11 asset seizures were recorded for money laundering and asset recovery. This is a 450% (+9) increase from the same period in 23/24, and 83% (+5) higher than the 23/24 quarterly average. These seizures related to £1,012,431 in value. Q1 has reported a small increase in comparison to Q1 for the previous year (+£852). For the previous year Q4 was the lowest period for asset seizures accounting for 2% of all seizures for the year.

A breakdown of the seizure types shows cash seized accounted for 90% of all seizures for Q1. For the previous year estimated asset restraint was the highest occurring seizure type at 77%. The types of asset seizures can vary depending on the operation or intensification occurring within that period.



E2a Currently, there are no outcomes available for civil recovery orders on AMPIS. This is likely an entry issue and has been raised for discussion.

E3 For Q1, no cryptocurrency seizures have been recorded on AMPIS. The benchmark for this quarter is £19,659 which has not yet been met.

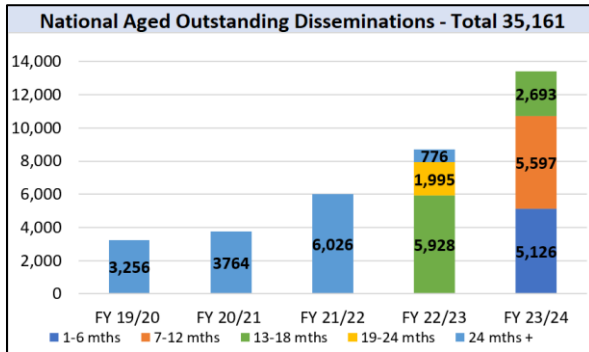
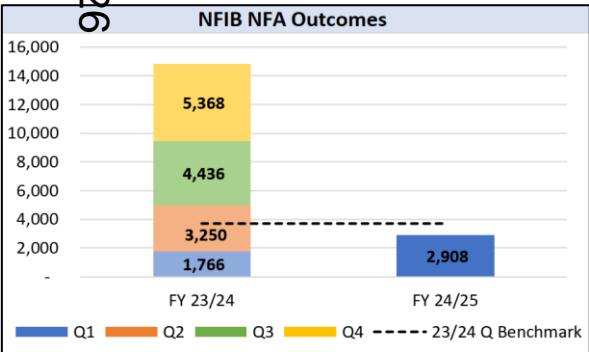
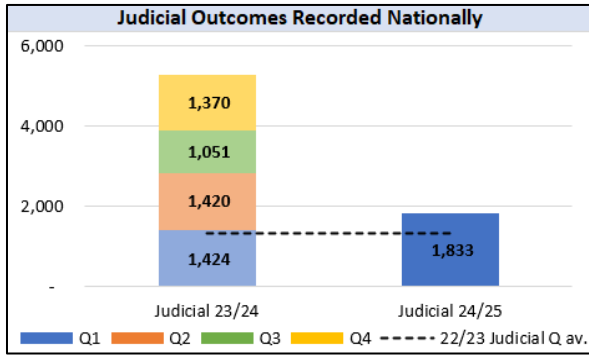
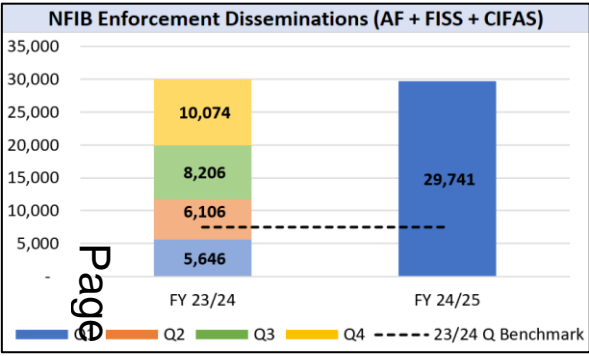


Fraud

Performance Measure 1: We will increase the policing response and outcomes linked to NFIB / FCCRAS crime dissemination packages.

Success Measures:

- F1a** Increase the number of NFIB Pursue disseminations received and alternative positive outcomes (Outcome 22).
- F1b** Improve the judicial outcome rate and the alternative positive outcome rate.
- F1c** Reduce the percentage of outstanding returns.



F1a NFIB disseminations have significantly increased for Q1, a 427% (+24,095) increase in comparison to Q1 for the previous year. This increase is due to a Met led operation targeting a web-based platform described as a one-stop shop for phishing.

We are currently not able to measure alternative positive outcomes due to changes being made within the Home Office counting rules.

F1b Nationally, there have been 1,833 judicial outcomes during the period and 9,715 non-judicial outcomes. This represents a 29% (+409) increase in judicial outcomes in comparison to Q1 23/24. This is primarily due to housekeeping within CoLP, with two operations returning large current judicial volumes of 105 and 106 within the quarter. NFA outcomes have also increased by 65% in comparison to Q1 for the previous year.

F1c For aged outstanding disseminations, data up to June 2024 reports 57% of disseminations are marked as outstanding for England and Wales. In comparison to the previous year end, this is an increase of 12% for outstanding disseminations (n=4,740).

All 45 forces were compliant in providing outcome information in a timely manner in Q1.

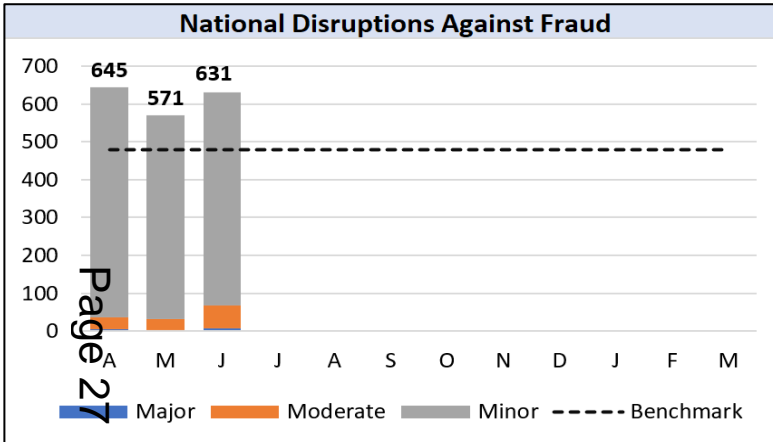


Fraud

Performance Measure 2: We will deliver and co-ordinate regional Proactive Economic Crime Teams and uplifted National Lead Force teams to form part of the National Fraud Squad. The NFS teams will proactively target fraudsters and disrupt offending achieving criminal justice and alternative outcomes.

Success Measures:

F2 Increase the number of disruptions against Fraud organised crime groups (OCGs).

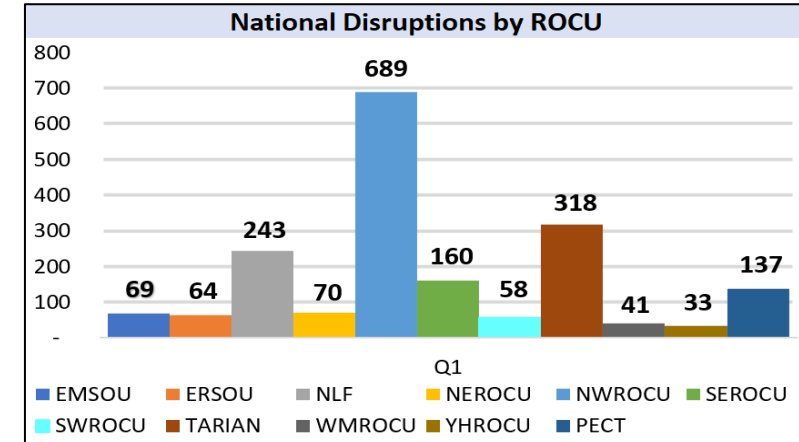


F2 Nationally there were 1,847 disruptions recorded against fraud Organised Crime Groups and Serious Organised Crime for Q1.

This represents an 86% (+853) increase in comparison to Q1 for the previous year. The number of recorded disruptions rose throughout 23/24 as more forces and regions started recording on the APMIS system. NLF are engaging with all teams to encourage the use of this system.

During the quarter there were:

- **15 major** disruptions (up 15% (+2) on Q1 23/24)
- **123 moderate** disruptions (down 43% (-92) on Q1 23/24)
- **1,709 minor** disruptions (up 123% (+943))



Fraud

Performance Measure 3: We will lead the National Fraud Squad to PURSUE identified high harm offenders through joint, centrally co-ordinated national operations and to participate in NECC led fraud intensifications throughout the year.

Performance Measure 4: We will support and assist the national development and implementation of the Fraud Targeting Cell by contributing resource and supporting the delivery of systems and processes. We will increase intelligence packages into the system leading to increased proactive operations

Success Measures:

F3 Engage in all intensification efforts and evaluate operation-specific outcomes, including arrests, disruptions, asset seizures, and charges.



F4 Increase the number of fraud targeting cell packages allocated, adopted and investigated.



F3 Between May 13th- 24th, Lead Force Operations Room (LFOR), in partnership with the National Economic Crime Centre (NECC) led a national intensification designed to cut courier fraud at source and protect vulnerable victims, known as Operation Dupers 2.

During the operation, organised crime groups (OCGs) were identified as operating in Rochdale, Leicester and London. Overall, ten suspects were identified across four (OCGs), leading to eight arrests and the seizure of pivotal handsets, cash, and bank cards. Three suspects were charged and remanded in custody; this compares to two arrests from one OCG during Dupers 1 in 2023.

Eight victims across England received call blockers - installed to prevent further incoming calls from fraudsters.

Operation Dupers 2

Support for the intensification demonstrates the appetite to dismantle OCGs targeting vulnerable victims. Over the two-week period, LFOR received over 110 referrals from 26 forces and regional units. There was national media coverage to raise awareness of courier fraud and some fantastic work undertaken to safeguard vulnerable victims.

Strong engagement and a high volume of referrals led to the following learning in terms of methodologies:

- Approximately 85% of victims were aged 60-90 years old; 31.5% were in their 70s and 33% were in their 80s. The oldest victim was 94.
- The majority of offences (70%) were police impersonations; just over a fifth (22%) of offences were impersonating banks.
- Total loss (cash) for victims was £290,897.90 and the highest loss to a single victim was £56,000.

F4 The Fraud Targeting Cell (FTC) is a multi-agency team, currently comprised of staff from City of London Police and the National Crime Agency, primarily focused on proactive, suspect led intelligence development into the highest harm fraud offenders impacting the UK. The team launched in April 2024 and produces intelligence packages for the National Fraud Squad (NFS) and the wider system.

In the first quarter since the team launched, there has been a lot of focus on onboarding the team, building a pipeline of work and generating leads and referrals for the team to develop. Feedback has been provided to partners to ensure that the referrals are within the remit of the FTC. As a result, it is likely there will be a drop in quantity of referrals over Q2, but a significant increase in quality; allowing more opportunities for disseminations into the NFS moving forward. In Q1 109 Referrals were received, and 60 intelligence disseminations sent by the team.

As the team develops and packages are taken up by investigative teams, we will be able to record additional data regarding uptake and outcomes of these packages.

Fraud

Performance Measure 5: We will develop and deliver a centrally co-ordinated National Fraud PROTECT Network that will align with the National Cyber PROTECT Network, share best practice, and promote local delivery of national messaging.

Performance Measure 6: We will deliver agreed and consistent content across the PROTECT network, to ensure consistent messaging in line with HMG guidance and promoting HMG systems and services.

Success Measures:

F5a Increase the number of Protect engagement events and attendees.

F5b Percentage of protect engagement event attendees satisfied with the engagement they attended (organisations and public)

F5c Percentage of protect engagement event attendees likely to change their behaviours as a result of engagement (organisations and public)

F6 Increase the number of individuals reached with social media campaigns



F5 The National Protect Coordinator and their team are finalising the surveys to collect performance and engagement data regarding national Protect engagement events and attendee satisfaction. Some data should be included in the Q2 report.

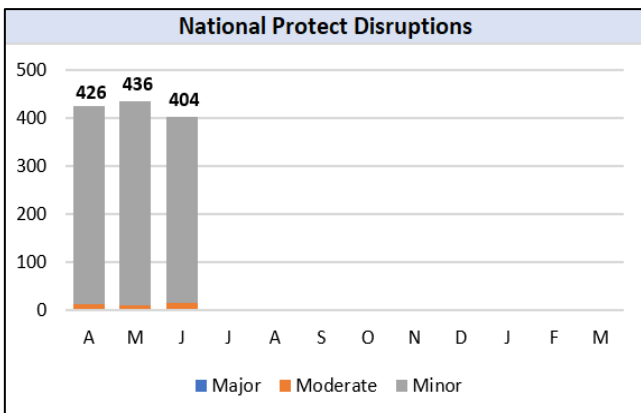
PROTECT teams' recruitment is complete in six regions including the leadership. The four regions still under recruitment are South East, South West, West Midlands and the Metropolitan Police Service. Teams have supported eight national campaigns this quarter, above the target of two per month or six per quarter.

Some local campaigns supported by Protect staff include:

EMSOU: A joint initiative between EMSOU, regional forces, Experian and We Fight Fraud working with the regional universities and fraud prevention groups to and reduce student money laundering and money mules being identified and groomed by criminal gangs.

SWROCU: Disrupting the sale of gift cards and early identification of victims (also NWROCU). A project alongside Dementia UK to encourage the user to hang up on someone claiming to be from their bank, police or other organisation and tell their trusted person about their call so they can make the verification checks.

NEROCU: Police Cadets are given a series of presentations in relation to Fraud/Economic Crime in order to give a basic understanding of threat, harm and risk posed. The MTU and other Fraud protect literature (Stop Think Fraud campaign for example) is forwarded to the cadet leaders, so that it can be further distributed across the region at the various events the cadets attend/help.



F6 The number of Protect related disruptions recorded in Q1 rose to 1,266 from 441 in the same period of 23/24, a rise of 187% (+825).

It is expected that this trend will continue as the Protect teams become fully staffed and embedded, and as forces and regional teams increase their recording on APMIS.



This page is intentionally left blank

NPCC Cybercrime Cyber Performance and Delivery Board

T/DCI Jez Banks

23 July 2024



National Cybercrime
Programme



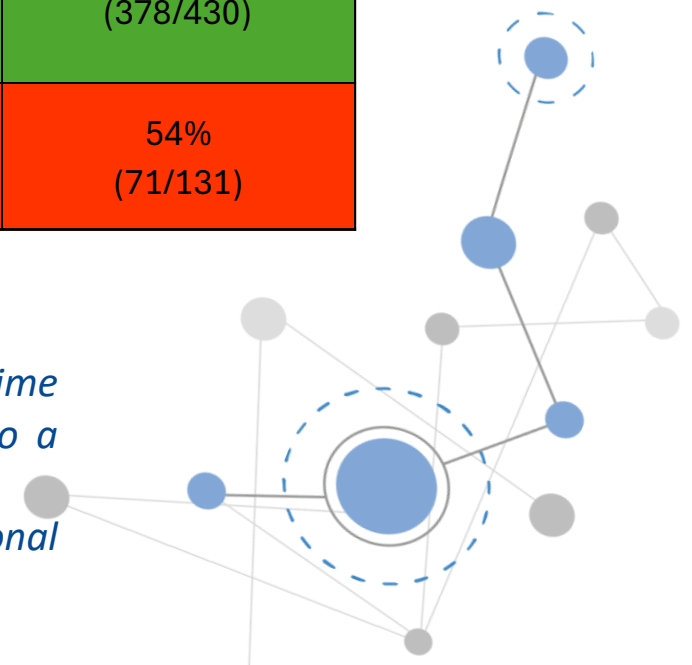


Q1 24-25

KPI's 1-5 - National Performance

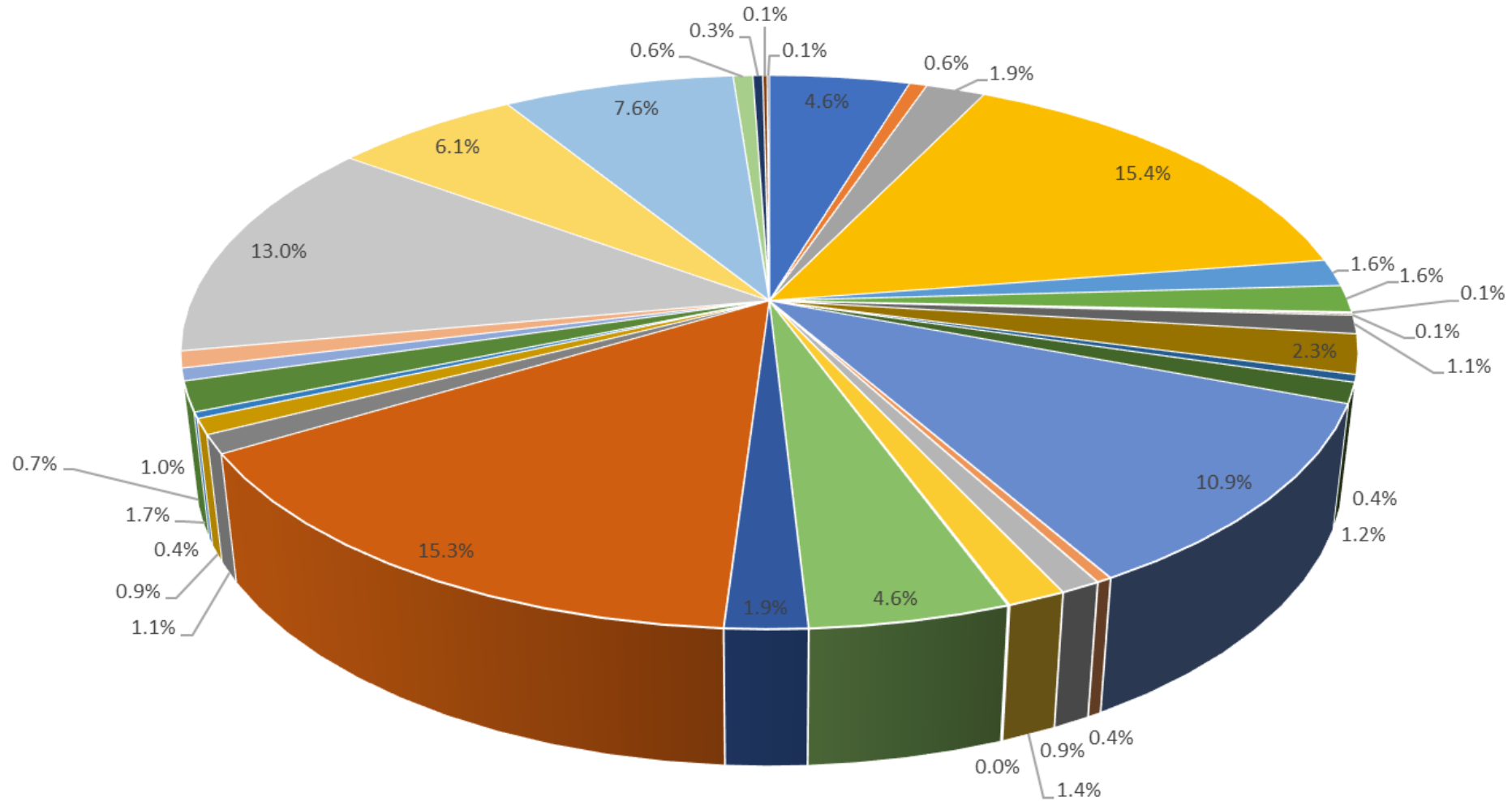
KPI 1 FCCU - 100% of Pursue cases disseminated to Force Cybercrime Units by NFIB will be investigated RCCU - 100% of TICAT referrals to Regional Cybercrime Units will be accepted.	100% (770/769)	98% (43/44)	N/A
KPI 2 100% of victims received Protect Advice (face to face, call or email) to prevent them from becoming repeat victims.	99% (3963/4015)	99% (126/127)	99% (4089/4142)
KPI 3 75% of organisations and the public who receive Protect advice intend to change their behaviours as a result or have already done so.	92% (2189/2378)	90% (358/400)	92% (2547/2778)
KPI 4 75% of organisations who have received Prepare advice intend to develop or review incident response plans and test them, or have already done so.	87% (216/248)	90% (161/181)	88% (378/430)
KPI 5 100% of referrals to Cyber Prevent will receive a CORA Triage Assessment	55% (22/40)	55% (49/89)	54% (71/131)

Q1 24-25 is the first quarter that use of CORA is being measured (KPI 5) . There is a time lag between identifying an individual and conducting a CORA triage, this leads to a lower return which should be resolved in the following quarter. Discussions with Regional Coordinators are taking place to ensure KPI 5 meets regional variances in Prevent operational practices.



KPI 3 Q1 24-25 - National Performance

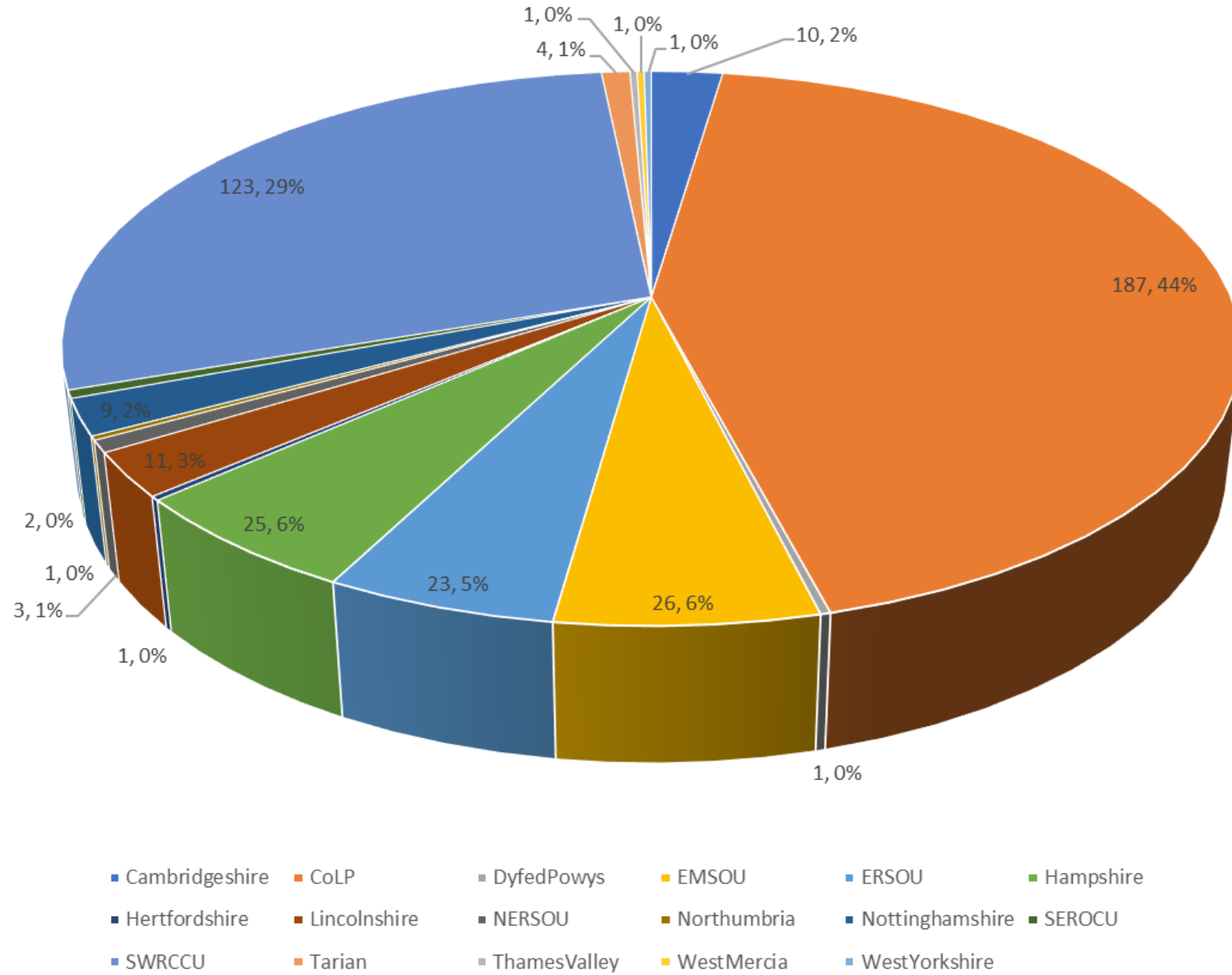
KPI 3 Q1 24-25 Distribution of Respondents

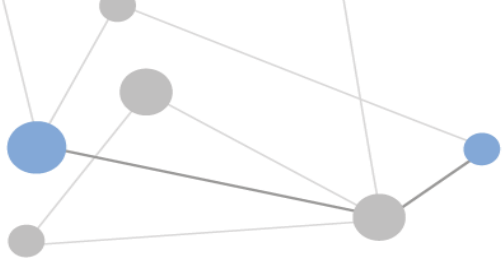


- AvonSomerset
- Bedfordshire
- Cambridgeshire
- CoLP
- Derbyshire
- DevonCornwall
- Durham
- DyfedPowys
- EMSOU
- ERSOU
- Essex
- Gloucestershire
- Hampshire
- Hertfordshire
- Kent
- Lancashire
- Leicestershire
- Lincolnshire
- Merseyside
- Met
- NERSOU
- Norfolk&Suffolk
- Northumbria
- Nottinghamshire
- NWROCU
- SEROUCU
- Surrey
- Sussex
- SWRCCU
- Tarian
- ThamesValley
- WestMercia
- WestYorkshire

KPI 4 Q1 24-25 - National Performance

KPI 4 Q1 24-25 Respondent Distribution





KPI 5 Q1 24-25 - Regional Performance

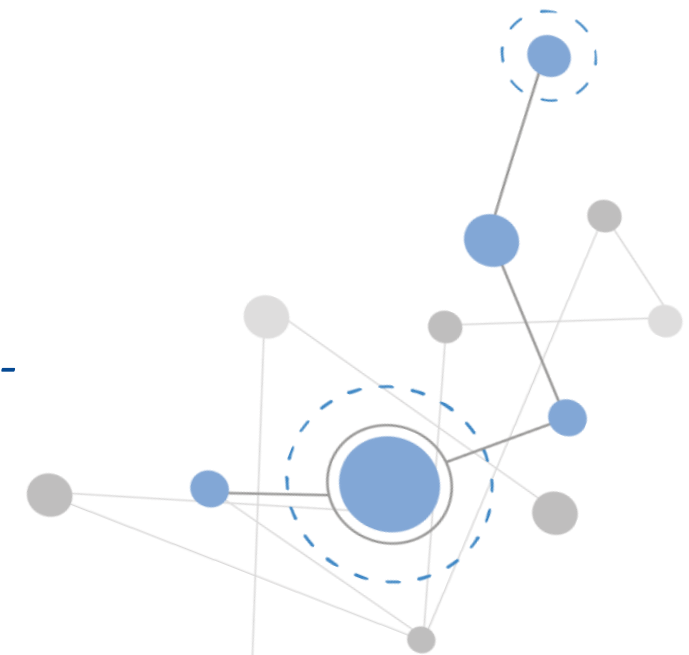
	MPS	SEROCU	SWROCU	ERSOU	EMSOU	WMROCU	TARIAN	YHROCU	NWROCU	NEROCU	Total
Total number of Cyber Prevent referrals in the month (Apr)	1	2	0	0	2	6	2	2	9	4	28
Total number of Cyber Prevent referrals in the month (May)	2	6	3	4	1	2	0	1	2	3	24
Total number of Cyber Prevent referrals in the month (June)	1	5	6	1	3	3	0	1	5	2	27

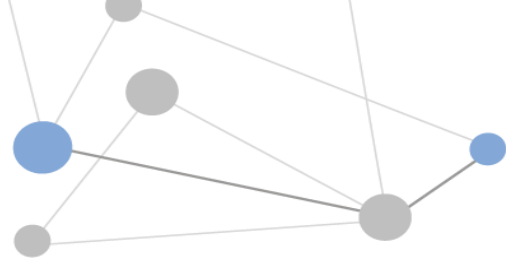
Page 35

Financial Year	Candidates Accepted	% Increase from Prior Year
2020-21	131	n/a
2021-22	140	7%
2022-23	148	6%
2023-24	183	24%
Q1 2024-25*	79	

Q1 24-24 Prevent acceptances are at 42% of the total for 2023-24, demonstrating a strong start to the current performance year.

Taken from NCCU Prevent figures





Q1 24-25

National Pursue Performance

Q1	Number of caution +3 and number of subjects arrested	Number of Community Resolutions, Outcome 21, or Outcome 22	Number of subjects cautioned	Number of subjects charged	Number of subjects convicted
FCCU CMA 23-24	35	9	10	6	15
FCCU CMA 24-25	64	14	4	11	5
ROCU CMA 23-24	20	2	14	10	1
ROCU CMA 24-25	13	0	0	7	7
Total 23-24	55	11	24	16	16
Total 24-25	77	14	4	18	12

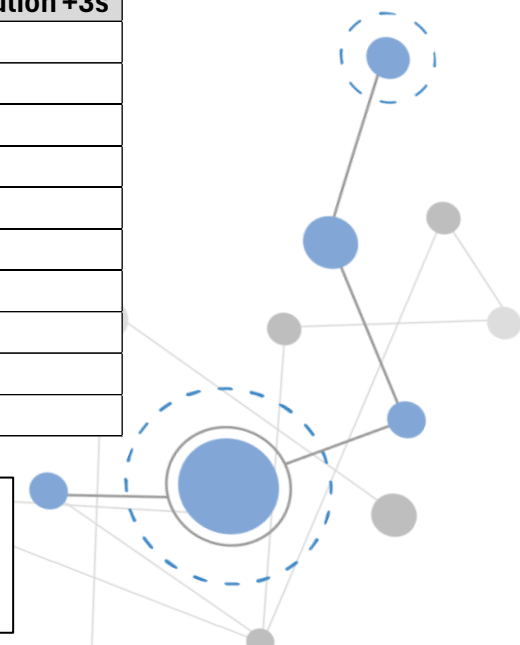
Page 36

RCCU/FCCU	Number of arrests/caution +3s
Greater Manchester Police	7
Hampshire Constabulary	8
London ROCU	5
SEROCU	4
Surrey/Sussex Police	8
Thames Valley Police	4
West Mercia Police	9
West Midlands Police	5

Region	Number of arrests/caution +3s
East Midlands	5
Eastern	4
London	8
North East	1
North West	14
South East	24
South Wales	3
South West	2
West Midlands	14
Yorks & Humber	2

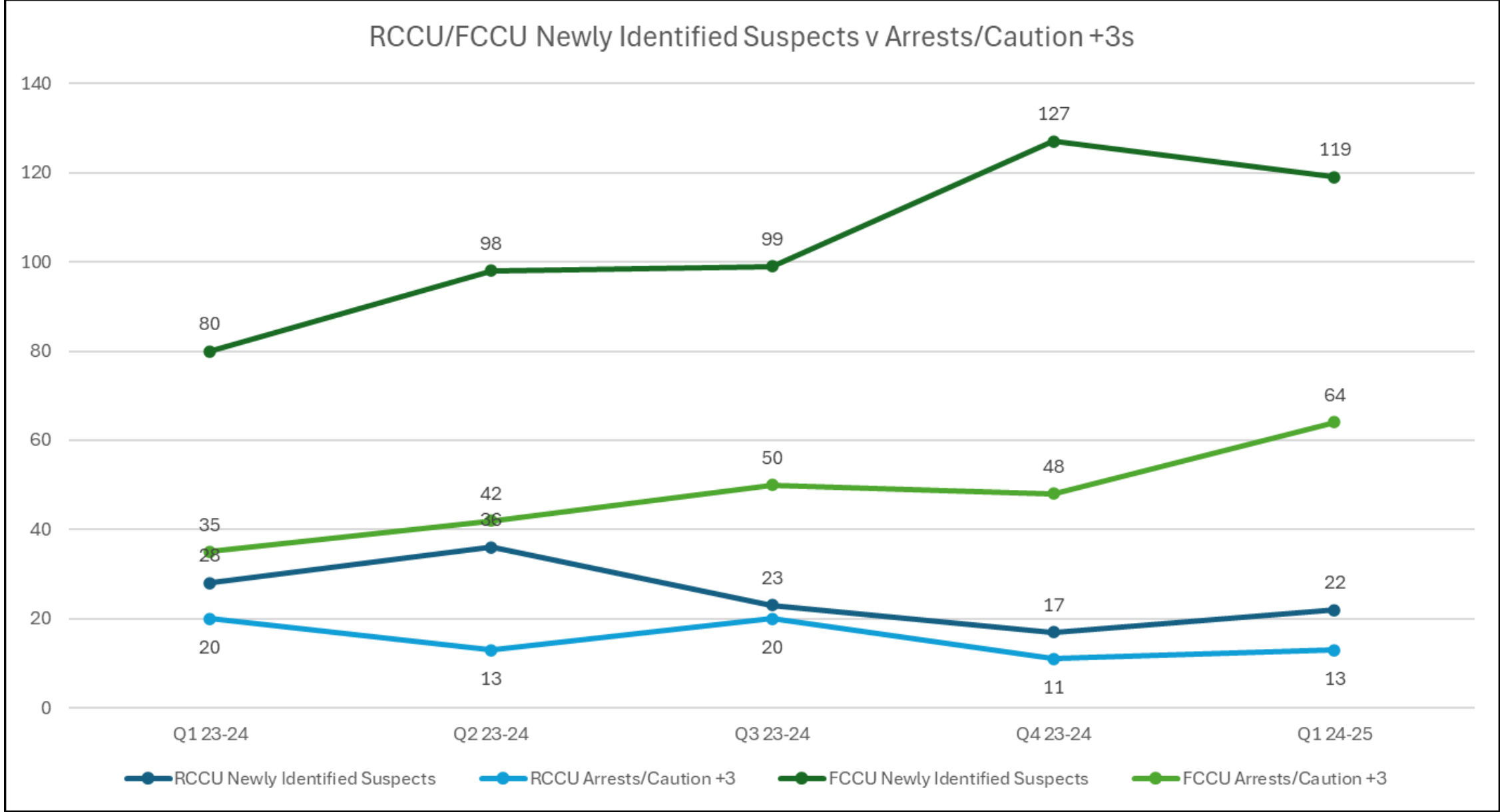
Q1 24-25 has seen a significant rise in the number of FCCU arrest/caution+3s when set against Q1 23-24.

South East region, which is trialling Option 3, accounts for 31% of the overall network arrest/caution+3 activity.



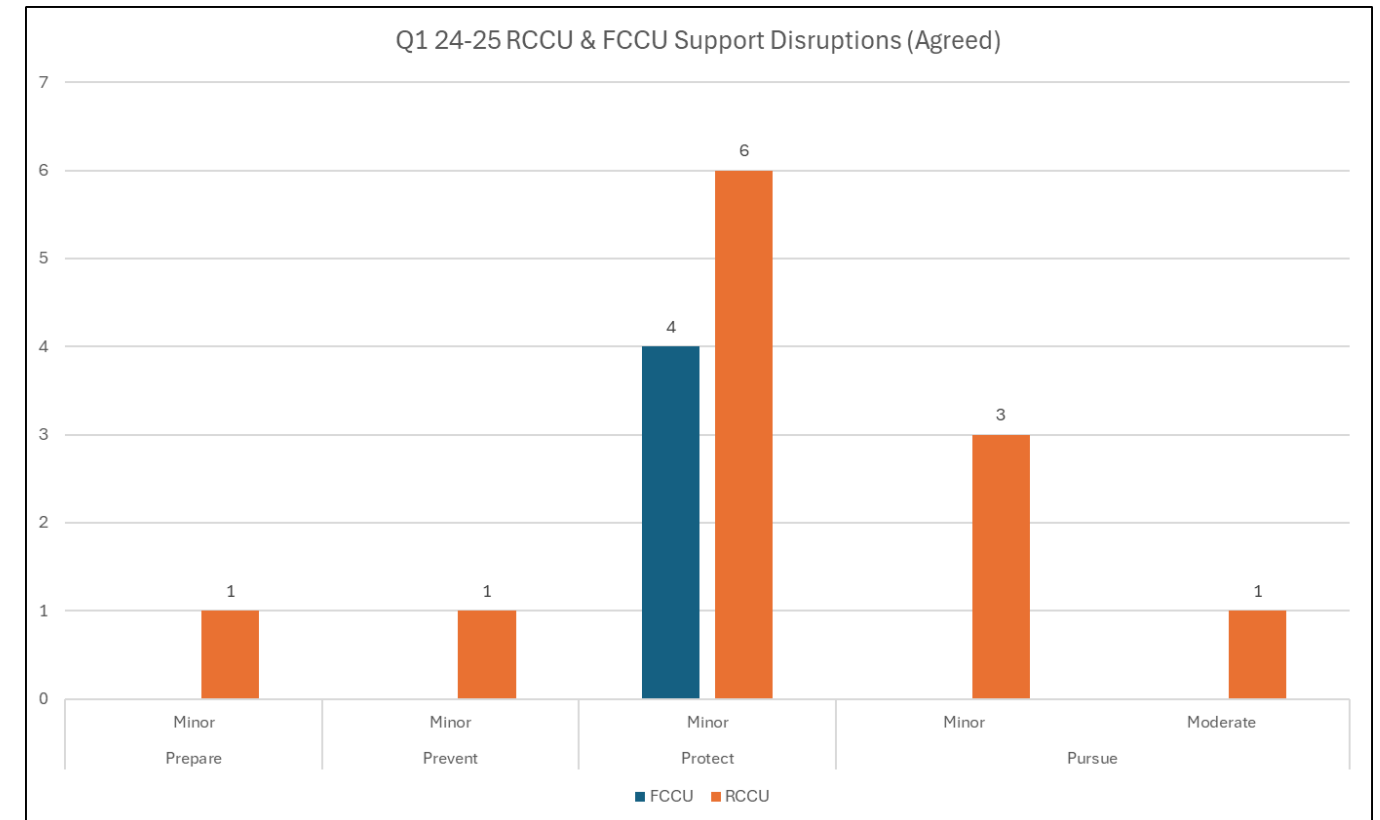
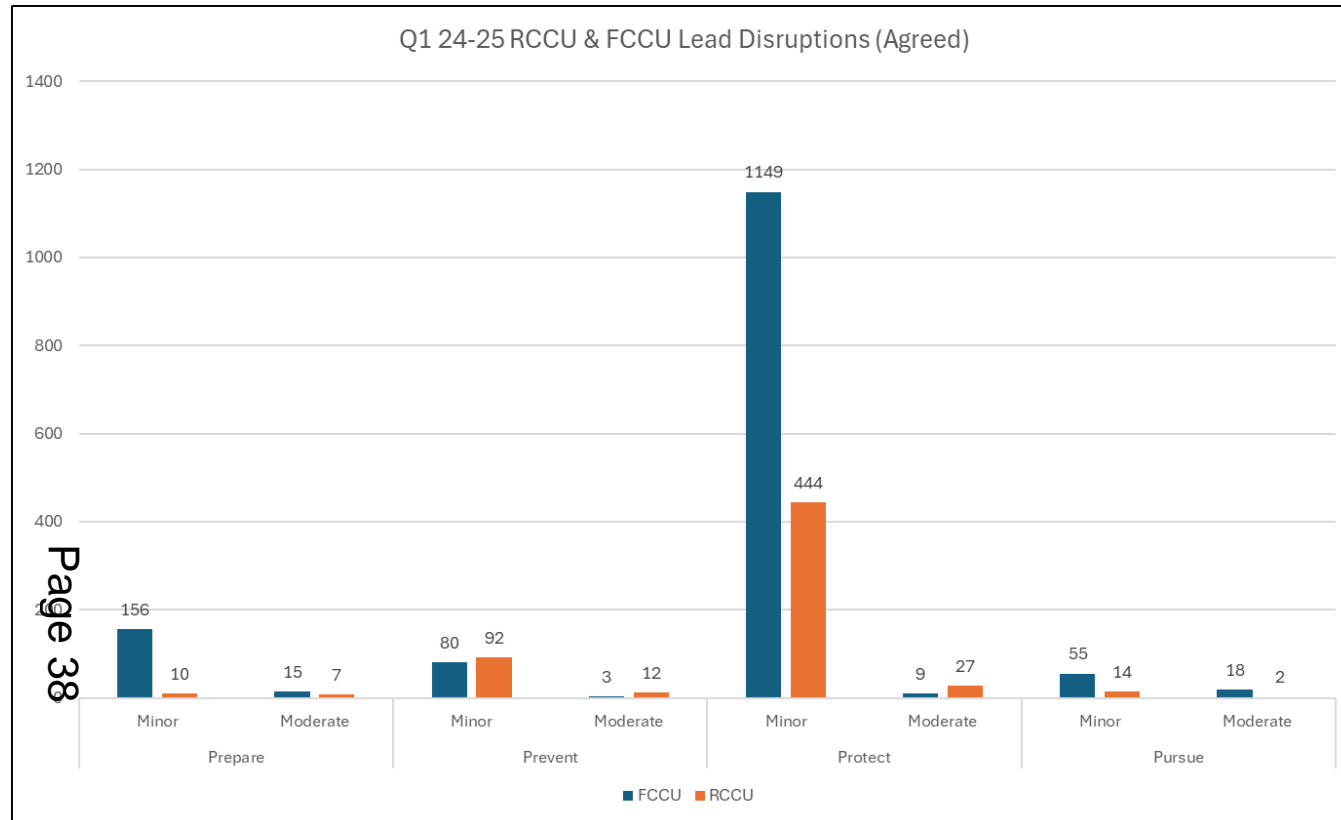
Q1 24-25

National Pursue Performance



The graph demonstrates the correlation between newly identified suspects and arrest/caution+3s in the subsequent quarter. If the trend continues there should be a small decrease in FCCU activity and a small rise in RCCU activity in Q2 24-25. This would maintain the strong start to Pursue performance in 24-25.

Q1 24-25 RCCU & FCCU Disruptions

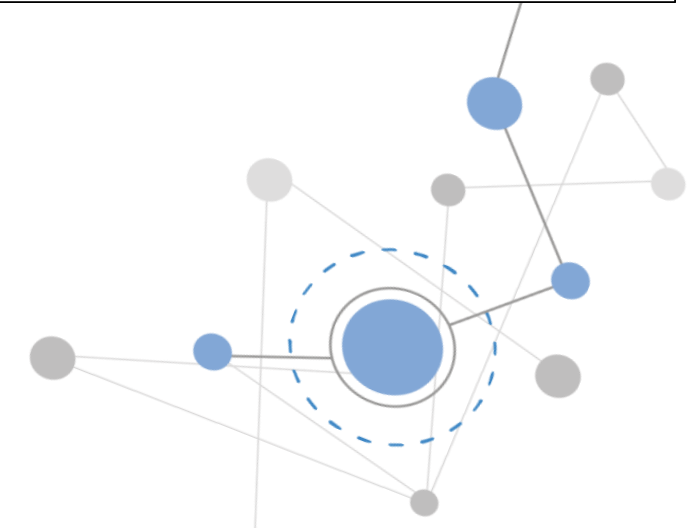
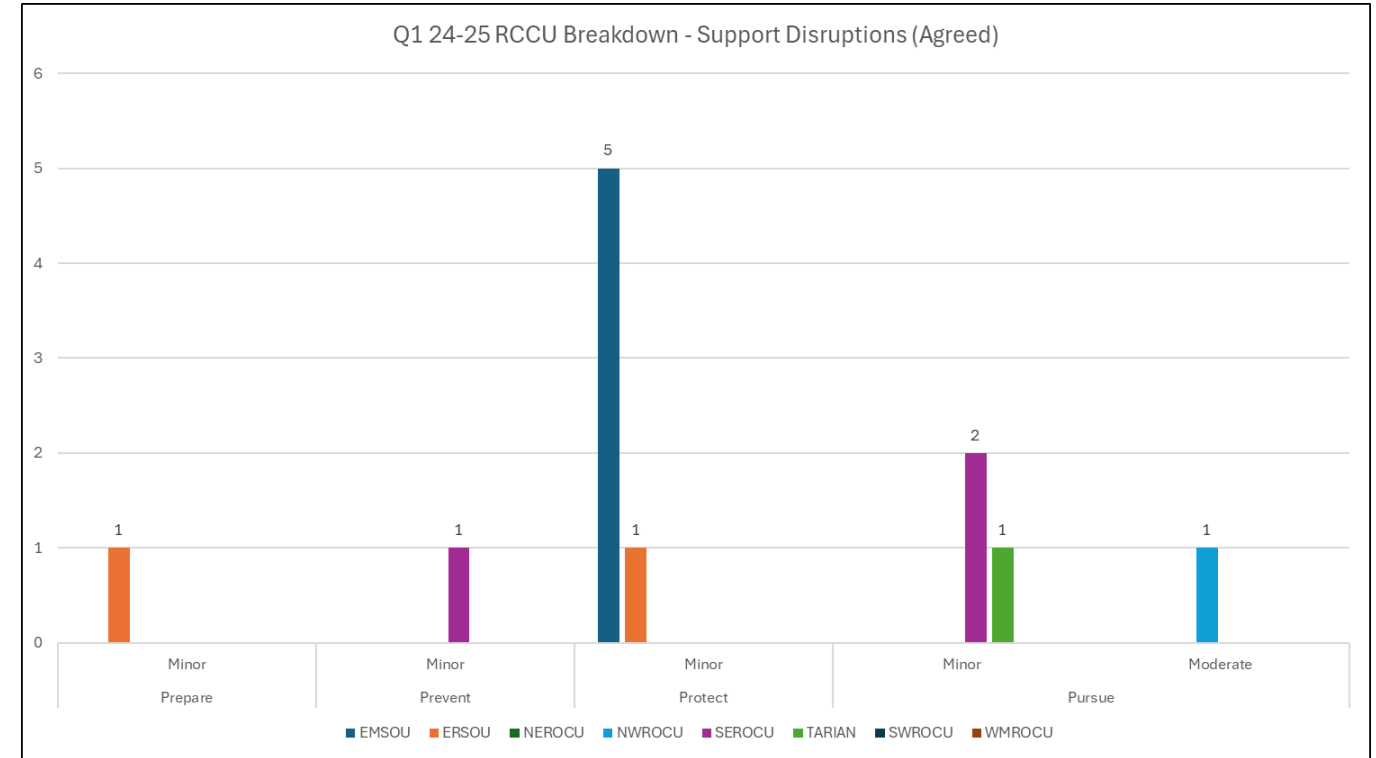
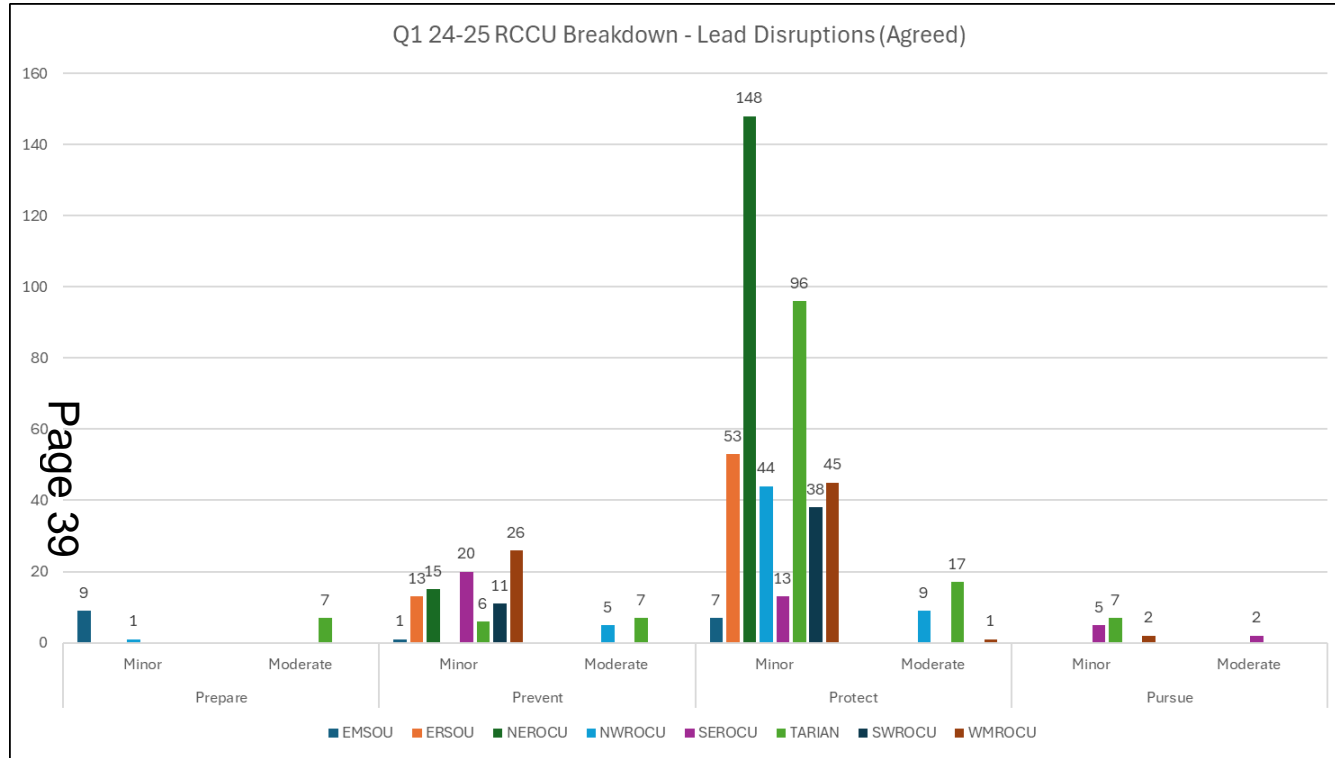


Q1 Lead Disruptions	Prepare		Prevent		Protect			Pursue	
	Minor	Moderate	Minor	Moderate	Minor	Moderate	Major	Minor	Moderate
Total Lead Q1 23-24	50		234	7	1174	27	1	40	20
Total Lead Q1 24-25	166	22	172	15	1593	36		69	20

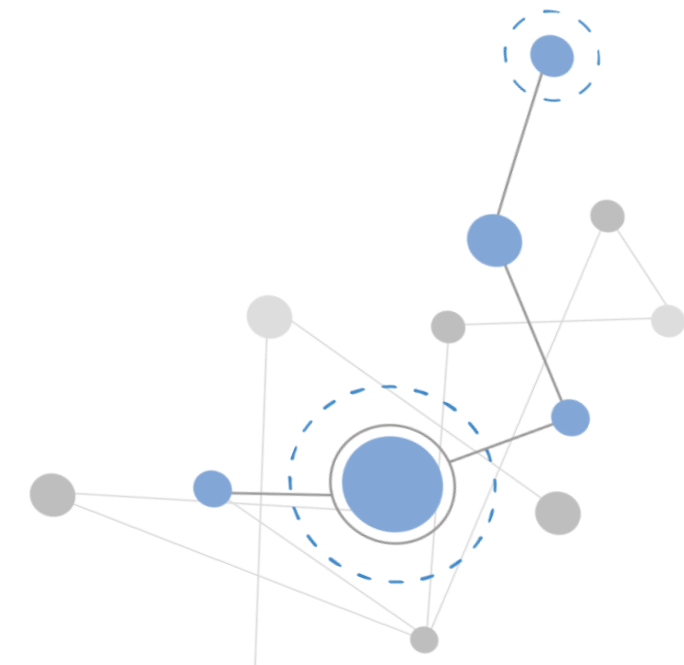
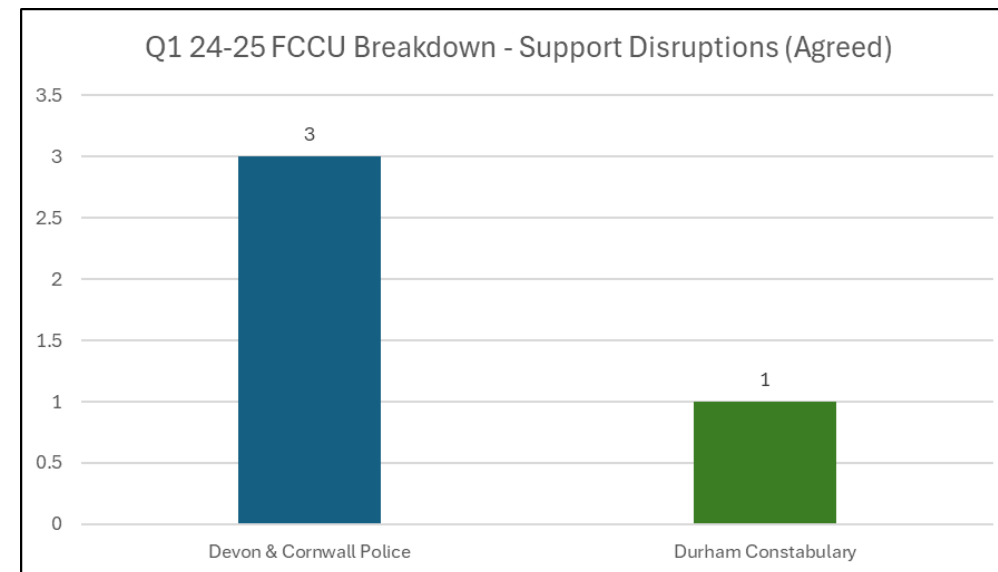
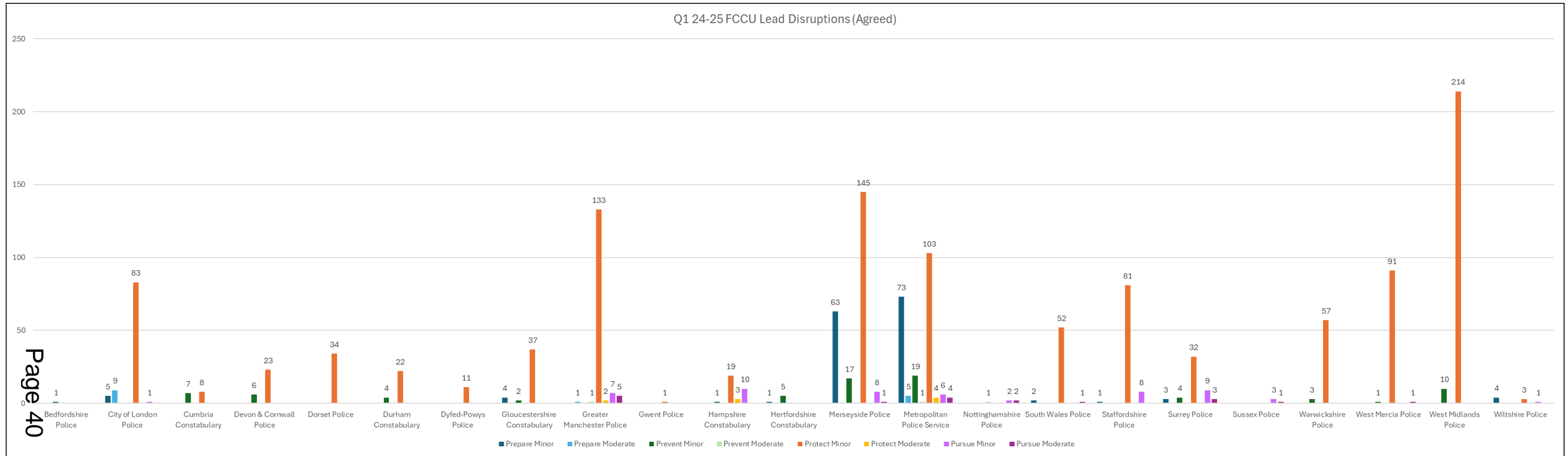
Q1 24-25 disruptions are now evaluated across the 4Ps, whereas previously they were grouped as a whole in major, moderate and minor. As anticipated, the majority of disruption activity is within the Protect space. Overall, the number of recorded disruptions in Q1 24-25 exceeds those in Q1 23-24. The increased returns are likely a result of increased activity but also improved reporting following the completion of the national AMPIS roll out to Forces.



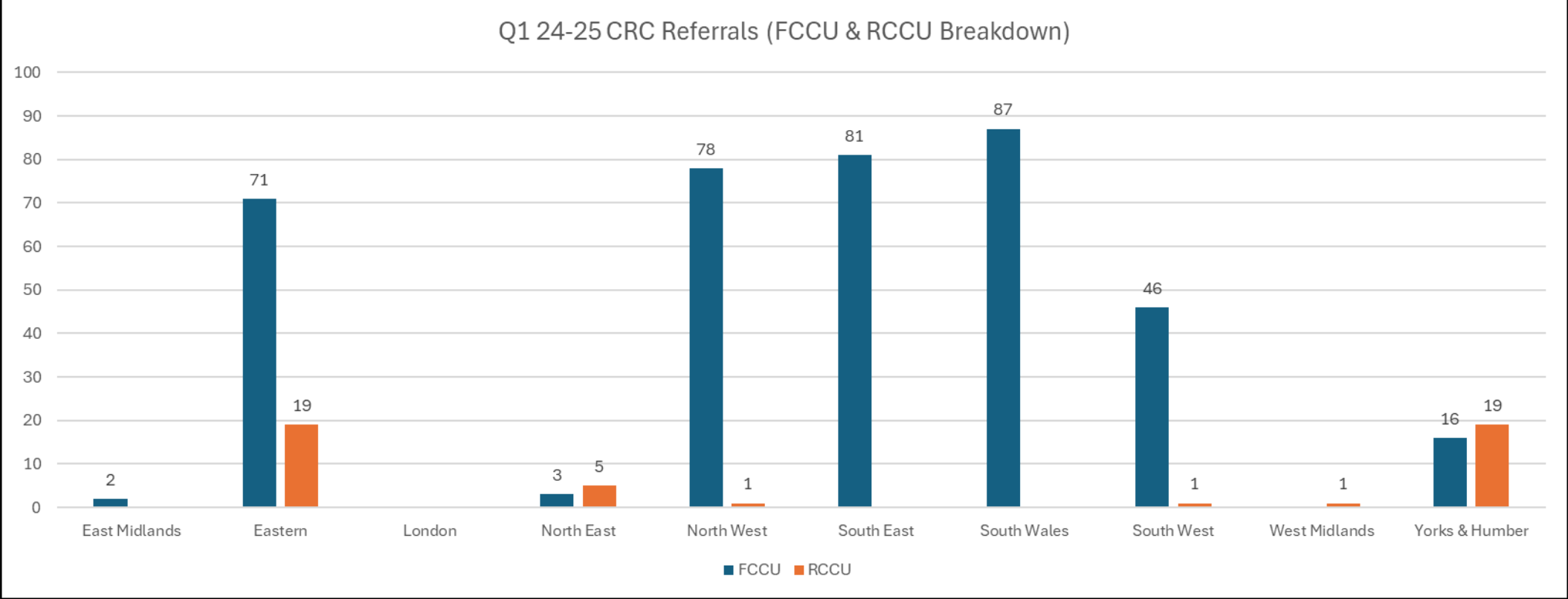
Q1 24-25 RCCU Disruption Breakdown



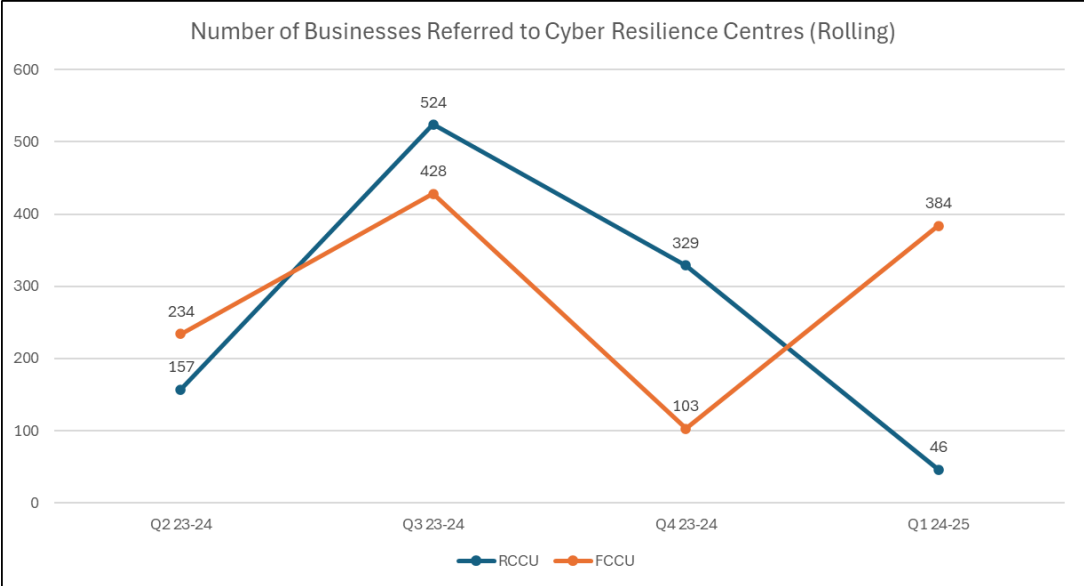
Q1 24-25 FCCU Disruption Breakdown



Q1 24-25 CRC Referrals

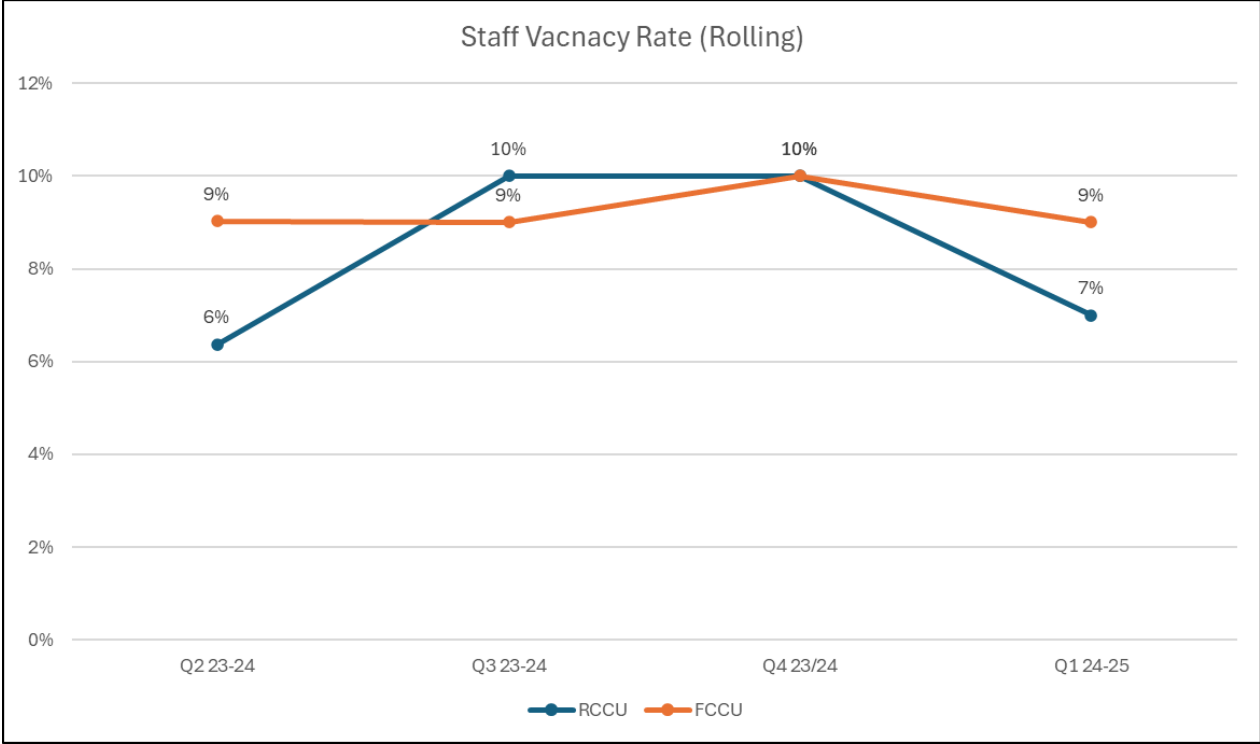


Region	to Cyber Resilience Centres by the CCU
East Midlands	2
Eastern	90
London	0
North East	8
North West	79
South East	81
South Wales	87
South West	47
West Midlands	1
Yorks & Humber	35



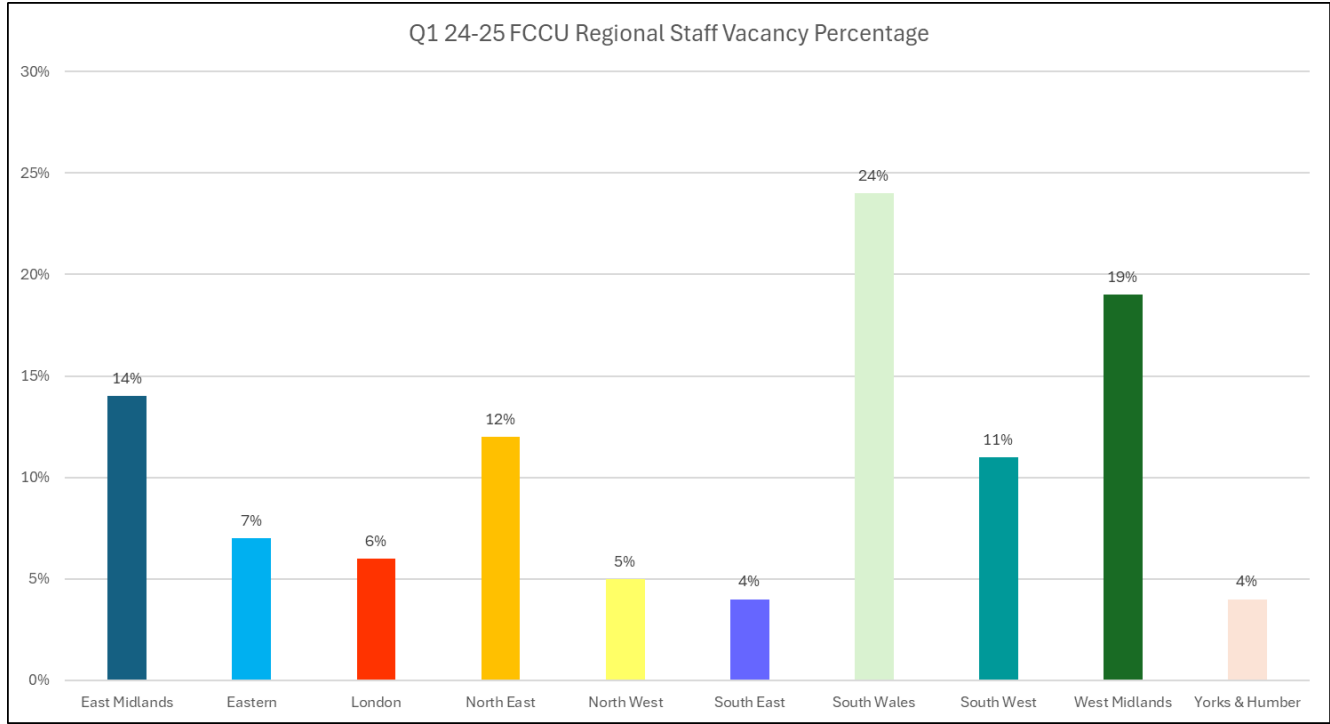
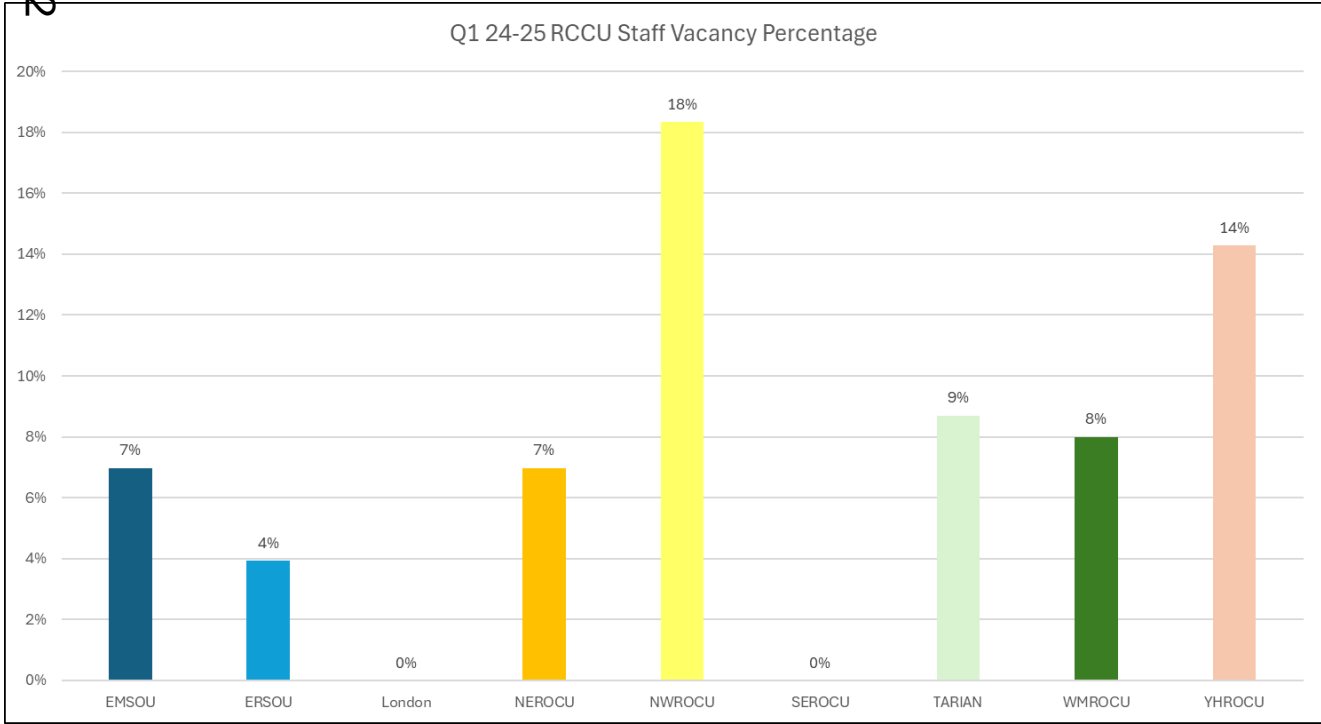


Q1 24-25 Staff Vacancy Rate



Returned Staff Numbers	
FCCU Resources	289
RCCU Resources	135

Page 42





This page is intentionally left blank

Committee: Economic and Cyber Crime Committee	Dated: 16 September 2024
Subject: Cyber Griffin Update	Public
Which outcomes in the City Corporation's Corporate Plan does this proposal aim to impact directly?	CoLP impact the following Corp Plan outcomes: Vibrant Thriving Destination- (Community Safety/ CT) Dynamic Economic Growth- (National Lead Force)
Does this proposal require extra revenue and/or capital spending?	N/A
If so, how much?	N/A
What is the source of Funding?	N/A
Has this Funding Source been agreed with the Chamberlain's Department?	N/A
Report of: the Commissioner	For information
Report author: Charlie Morrison	

Summary

For the financial year 24/25, Cyber Griffin has set new, more challenging local targets for performance. These on average are 20% more ambitious than the previous year. Currently the team is on course to meet these and has seen some of the strongest periods of performance the programme has experienced since its inception. While the current position is positive, resilience issues are likely to present later in the year due to a reduction in headcount. The team are actively recruiting to mitigate this impact.

Recommendations

Members are asked to:

- Note the report.

Main Report

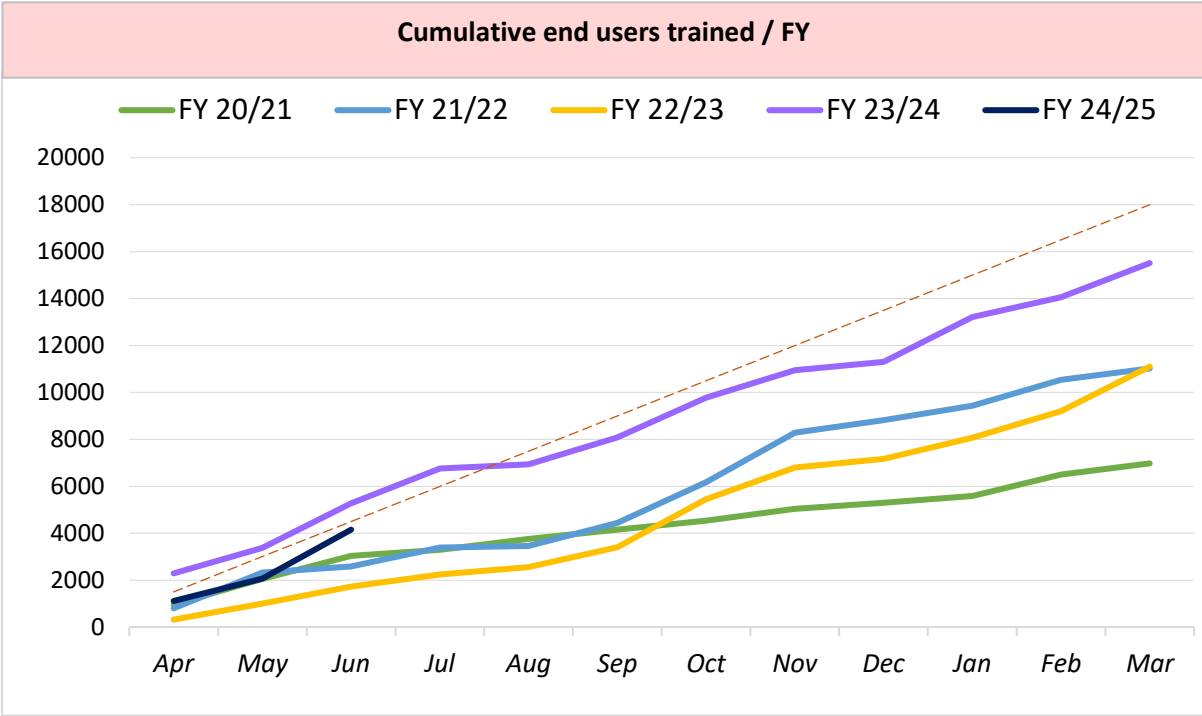
Introduction

1. This report gives a brief update on the current position of the Cyber Griffin programme. For details of all Cyber Griffin services please visit: www.cybergriffin.police.uk

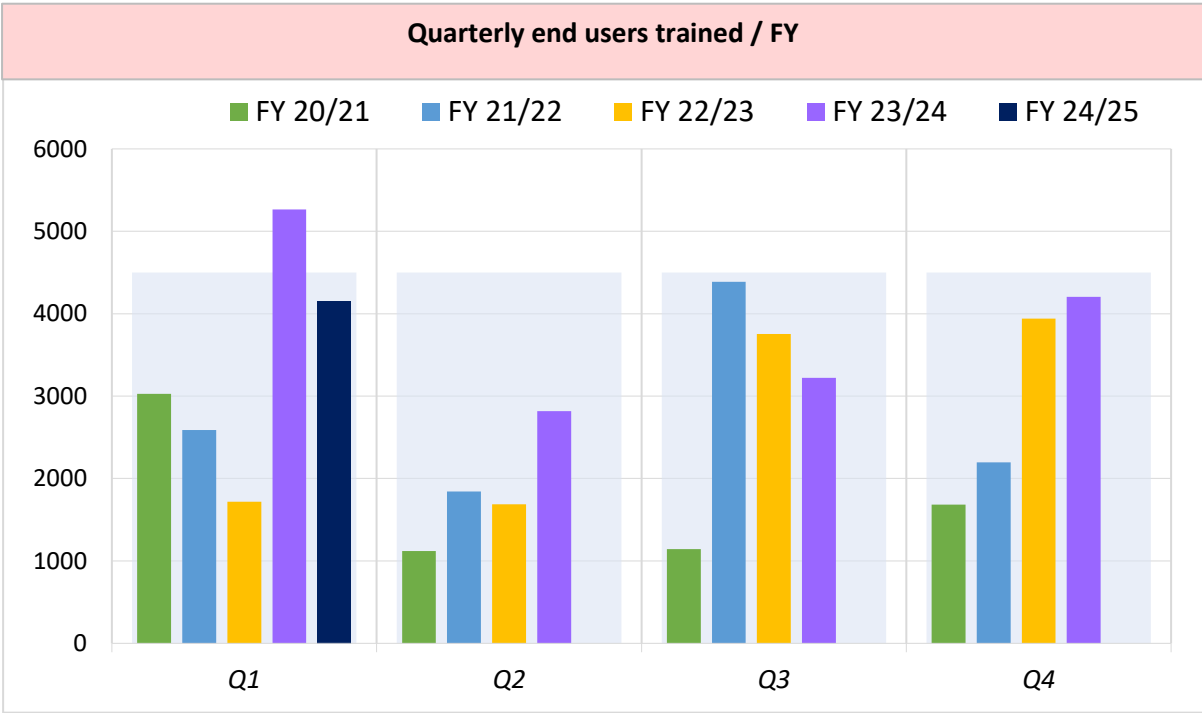
Current Performance Position

2. Cyber Griffin trained 4,151 end users in Q1. This was 92% of the quarter's target of 4,500.

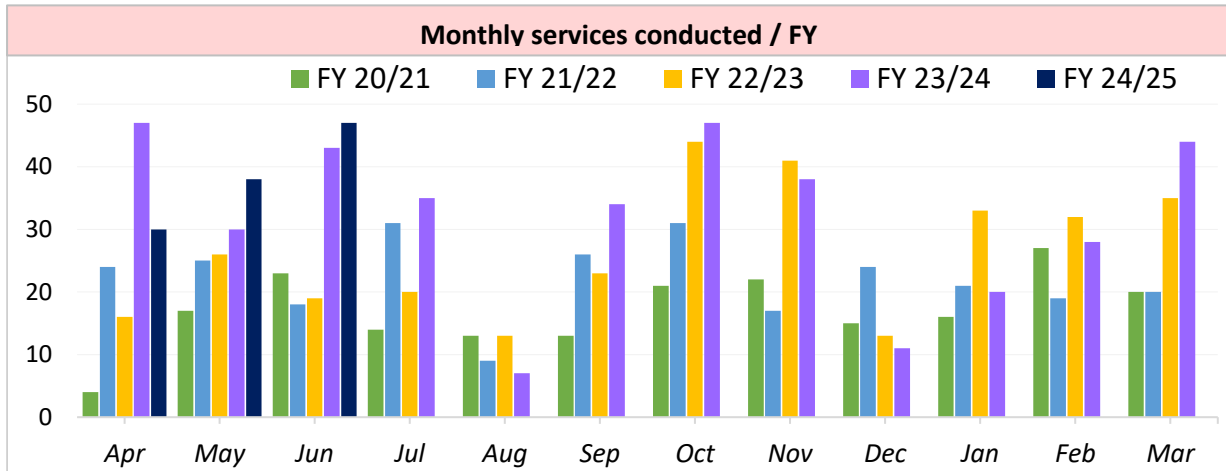
Graph showing Cyber Griffin’s cumulative end users trained over four financial years.



Graphs showing Cyber Griffin’s quarterly users trained compared over four financial years.



Graph showing the number of Cyber Griffin services delivered over four financial years.



4. Regarding locally set targets, in Q4, the programme trained 4,151 people (quarterly target of 4,500), conducted 115 services (quarterly target of 100) and partnered with 20 new client organisations (quarterly target of 50).
5. Regarding performance against national targets, Cyber Griffin continues to meet all nationally set key performance indicators (KPIs). Specifically, the programme has engaged with 100% of victims of cyber-dependent crime. Survey data also demonstrates that engagements create security behaviour changes in above 75% of delegates. The same events have a satisfaction rate of considerably above 75%.
6. Considering the success of the previous year, new heightened targets have been set to stretch the programme in the financial year 24/25; these are 18,000 end users trained, 400 services conducted, and 200 clients engaged with. While Q1's performance has not met these targets, forecasted data from Q2 suggests that the difference could be made up in this time period.
7. Cyber Griffin's financial situation is strong but requires review. The programme has confirmed both the Corporation Business Levy and NPCC Cyber Crime Programme funding until March 2025. Additional costs have been incurred due to the recent officer and staff pay rises, but existing budgets are sufficient to absorb this cost for the next financial year. A decision has been made that Cyber Griffin will be costed against the direct costing model. This means that Cyber Griffin is expected to remain in budget for the next financial year, though the funding envelope will need review for financial year 24/25.
8. Training on the Cyber Capability Assessment which utilises the CDCAT® software has now been completed and all officers are certified to facilitate the assessment. Assessments are now scheduled for the backlog of clients with some already begun. It is expected that over the next 10 months, Cyber Griffin will recover from the temporary loss of this service.

Conclusion

9. In the new financial year, Cyber Griffin aims to deliver on more challenging targets. This is to ensure that Cyber Griffin serves both its existing network and services new parts of the community. Early indications suggest that the programme is on track to meet its new heightened targets. It's estimated however, that the programme is reaching its ultimate capacity in its current formation, and that greater delivery in the future would require additional support.

Report Author:

Inspector Charlie Morrison

Head of Cyber Griffin, Cyber Crime Unit, Specialist Operations Directorate

E: Charlie.morrison@cityoflondon.police.uk

Committee(s): Economic & Cyber Crime Committee	Dated: 16/09/2024
Subject: Innovation & Growth – Update of Cyber & Economic Crime related activities	Public
Which outcomes in the City Corporation’s Corporate Plan does this proposal aim to impact directly?	Driving Economic Growth
Does this proposal require extra revenue and/or capital spending?	No
What is the source of Funding?	NA
Report of: Damian Nussbaum, Executive Director Innovation and Growth	For information
Report author: Elly Savill, Senior Policy and Innovation Adviser	

Summary

The core objective of Innovation & Growth (IG) is to strengthen the UK’s competitiveness as the world’s leading global hub for financial and professional services (FPS). This includes promoting the strengths of the UK’s offer and enhancing the UK’s position as a leader in FPS technology and innovation.

The following report summarises the activity that has been taking place across IG in relation to cyber and economic crime, as well as cross-team working between IG and the City of London Police (CoLP) since the ECCC last convened in June 2024. The report features an update on the AI Innovation Challenge which will support the development of novel AI solutions to tackle online fraud.

Links to the Corporate Plan

The activities set out in this report help deliver against the Corporate Plan’s outcome to support dynamic economic growth. Specifically, ensuring that the City has the safest, most secure business environment in the world and promoting the UK as a place that is open, innovative, and sustainable.

Main Report

Innovation & Growth/City of London Police cross-team working

1. We continue to use this report to review those activities which demonstrate the benefits of IG and CoLP collaboration to make the UK the safest place in the world to do business. IG continues to look for ways to promote the activity of CoLP and support their work as part of our wider stakeholder engagement.

Collaboration

2. IG supported the Police Authority and CoLP by sharing a selection of industry guests for the upcoming Police Authority Dinner. These included representatives from financial and professional services, trade bodies, and the technology sector.

AI Innovation Challenge

3. At the previous Committee meeting, Members received an update on the AI Innovation Challenge. The Challenge will bring together innovative technology companies and FPS to collaborate across a 7-week sprint. Participants will engage 1:1 to develop and accelerate solutions which answer: *How can AI prevent online fraud at the earliest possible stage by identifying and tracking fake identities – including synthetic identities and image or audio deepfakes?* Participants will also benefit from input and expertise from Supporting Partners Microsoft, Department of Business and Trade (DBT), and London and Partners. On 4th December a showcase event will be held at Guildhall to highlight the achievements and key learnings from the Challenge.
4. Applications for technology companies to participate in the AI Innovation Challenge opened on Tuesday 25th June. CoLC announced the opportunity via a promotional video featuring Deputy Chris Hayward, Policy Chairman, and previous Innovation Challenge participants. The announcement was shared by a range of industry partners across social media platforms and newsletters.
5. IG committed to attracting technology participants from across the UK. The team engaged with a number of the regional fintech networks and cyber clusters. A virtual presentation and Q&A session was also held with stakeholders based in Northern Ireland and the Republic of Ireland.
6. Applications closed on 26th July. 18 applications were received from a wide range of technology companies. Of these, 14 applicants had an existing presence in London/the UK and the remaining 4 were looking to establish a presence in the UK. On 6th August, IG and representatives from Microsoft and DBT, met to review applications. Prior to this meeting, feedback on applications was shared by Oliver Bolton, Police Authority.
7. Following the review session, 10 technology companies were chosen to participate in the AI Innovation Challenge. In terms of next steps, all technology companies will be updated on the outcome of their application and provided with feedback. IG are also organizing a variety of collaboration sessions which will complement the 1:1s across the 7-week sprint. These workshops and presentations will likely explore AI governance, Government support for export and pitching advice.

Cross-CoLC working on economic security

8. Since the last ECCC meeting there has been focussed activity, led by the Office of the Policy Chairman, to develop a cross-CoLC position on Economic Security. IG have provided input into a working paper that is being prepared which brings together the activity already underway across CoLC that falls within this definition. It also identifies key partners that CoLC works with who are progressing work in this space and potential gaps where future activity could be focused.

9. As part of this workstream, a cross-CoLC working group is also being set up by the Office of the Policy Chairman. This will bring together officers from different departments across the Corporation who have an interest in this topic. The working group is still in the early stages of being convened and its Terms of Reference set. However, one point for it to consider at an early stage will be its relationship with, and any reporting requirements into, this Committee.

Corporate & Strategic Implications

10. Strategic implications – This work supports the Corporate Plan outcome to drive dynamic economic growth.
11. Financial implications – All budgets are contained within existing departmental budgets and business planning.
12. Resource implications – All resourcing requirements are scoped as part of departmental business planning.
13. Legal implications – None identified for this paper.
14. Risk implications – None identified for this paper.
15. Equalities implications – The stakeholder work as part of this work is mindful of balancing the needs to have the right stakeholders identified while also supporting the City of London Corporation’s EDI commitments.
16. Climate implications – None identified for this paper.
17. Security implications – None identified for this paper.

Conclusion

18. IG has concluded a critical stage of the AI Innovation Challenge, with 18 applications received and reviewed. Preparation is now underway to deliver the Challenge sprint from September-November. IG will continue to support the work on Economic Security being led by the Office of the Policy Chairman and ensure that its activity is aligned with broader Corporation objectives in this space.

Elly Savill

Senior Policy and Innovation Adviser
Innovation & Growth

T: +44 (0) 7500 785073

E: elleanor.savill@cityoflondon.gov.uk

This page is intentionally left blank

By virtue of paragraph(s) 3, 7 of Part 1 of Schedule 12A of the Local Government Act 1972.

Document is Restricted

This page is intentionally left blank

By virtue of paragraph(s) 3 of Part 1 of Schedule 12A
of the Local Government Act 1972.

Document is Restricted

This page is intentionally left blank

By virtue of paragraph(s) 3 of Part 1 of Schedule 12A
of the Local Government Act 1972.

Document is Restricted

This page is intentionally left blank

By virtue of paragraph(s) 3 of Part 1 of Schedule 12A
of the Local Government Act 1972.

Document is Restricted

This page is intentionally left blank

By virtue of paragraph(s) 3 of Part 1 of Schedule 12A
of the Local Government Act 1972.

Document is Restricted

This page is intentionally left blank

By virtue of paragraph(s) 3 of Part 1 of Schedule 12A
of the Local Government Act 1972.

Document is Restricted

This page is intentionally left blank

By virtue of paragraph(s) 3, 7 of Part 1 of Schedule 12A
of the Local Government Act 1972.

Document is Restricted

This page is intentionally left blank

By virtue of paragraph(s) 3, 7 of Part 1 of Schedule 12A
of the Local Government Act 1972.

Document is Restricted

This page is intentionally left blank

By virtue of paragraph(s) 3, 7 of Part 1 of Schedule 12A
of the Local Government Act 1972.

Document is Restricted

This page is intentionally left blank