

<b>Committee</b>	<b>Dated:</b>
City Bridge Trust	21 <sup>st</sup> March 2019
<b>Subject:</b> Grants analysis, trends and management	<b>Public</b>
<b>Report of:</b> Chief Grants Officer & Director of City Bridge Trust (CGO)	<b>For Information</b>
<b>Report author:</b> Jemma Grieve Combes, Head of Impact and Learning	

### Summary

This paper provides an update on progress against your 2018/19 grants budgets and summarises those grants awarded and in management.

If today's recommendations are approved, you will have spent £666,343 above your year 1 (2018/19) Bridging Divides budget allocation which is acceptable under the 5-year £100m funding approval for the scheme.

### Recommendation

Members are asked to:

- a) Note the report

### Main Report


#### Background

1. Your current grant making is comprised of four main schemes: Bridging Divides, Investing in Londoners (closed to new applications), Anniversary Programmes and Prince's Trust. Details of each are explored below.

#### **Bridging Divides and Investing in Londoners**

2. Bridging Divides is City Bridge Trust's core grant scheme. It launched in April 2018, replacing Investing in Londoners which ran from 2013 to 2018. 2018/19 saw grant awards made under both schemes whilst the final applications under Investing in Londoners are assessed. Both schemes use the same grants budget but, where appropriate, are reported on separately. The final 5 applications under your Investing in Londoner's scheme will be brought to your May 2019 meeting. In the new financial year 2019/20, detailed reporting will only be presented on your active Bridging Divides scheme.
3. Total spend to date and applications considered at today's meeting are shown in your 'Grants Budget and Applications' report elsewhere in your papers.

4. **Spending rate:** Chart 1 shows the spending rate at each Committee meeting. We would expect a broadly even spread at each meeting (approximately 17% per meeting) but there are inevitably some peaks and troughs. If today's recommendations are approved you will have spent £666,343 above your year 1 (2018/19) Bridging Divides budget allocation.



5. This should not limit your decision-making today since Court of Common Council has allocated £100m over the lifetime of Bridging Divides and there is flexibility in the timing of how City Bridge Trust commits these funds, with the £20m annual allocation being indicative of planned commitments for each year.

6. **Grant variations:** Write backs of funds to date, including those reported at today's meeting, total £555,545. This represents 2.8% of the annual grants budget and, as such, is not unduly high.

7. **Assessments in progress:** The Trust is currently assessing applications, including Strategic Initiatives, at a total value of nearly £22,684,786. This continues to be at a higher level than usual (November: £17,087,579) and reflects the growing number of applications and growth, in some cases, in the amounts requested but further research is needed to test this. Officers will bring a paper to your July committee investigating the emerging increase in applications and exploring potential implications of this on future grant-making

<b>Table 1: Proposed use of remaining budget</b>	
Value of submitted applications - under assessment	£22,351,786
Value of proposed strategic initiatives	£333,000
<b>Total requests under assessment</b>	<b>£22,684,786</b>

8. **Awards made against grant outcomes:** Under your Bridging Divides and Investing in Londoner's schemes you have several different programmes which aim to achieve different thematic outcomes. Charts 2 and 3 show the grant amounts awarded by programme area in the current financial year.

Chart 2: % total grant amount awarded by Bridging Divides programme, year to date (2018/19)

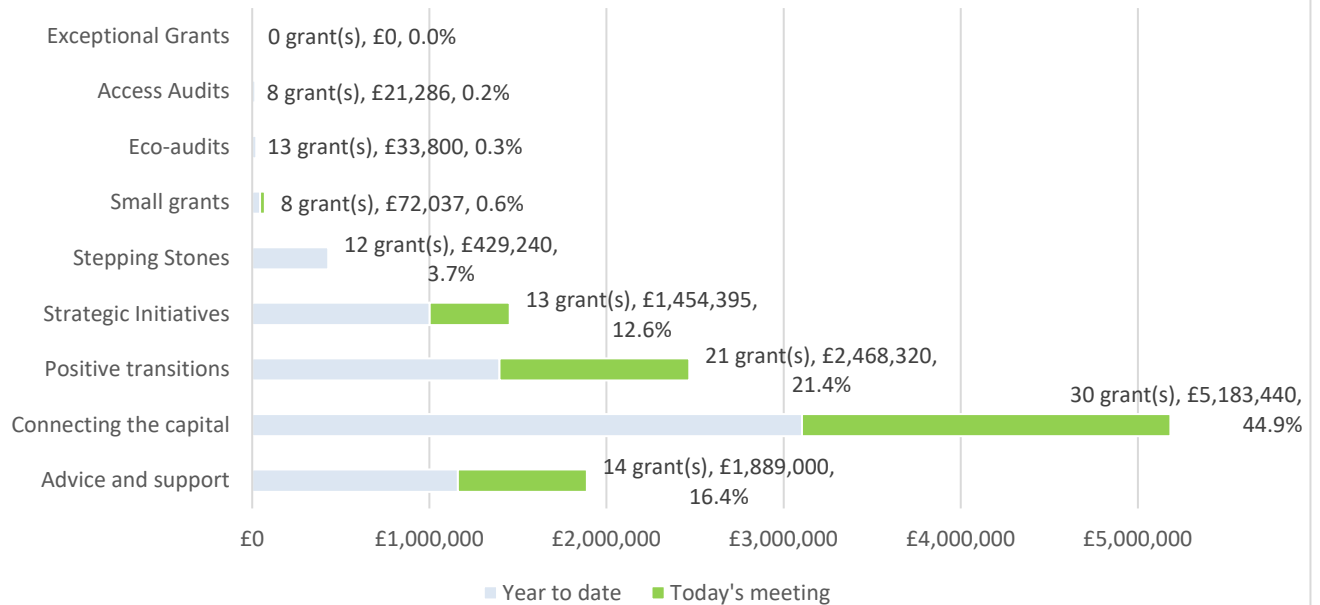
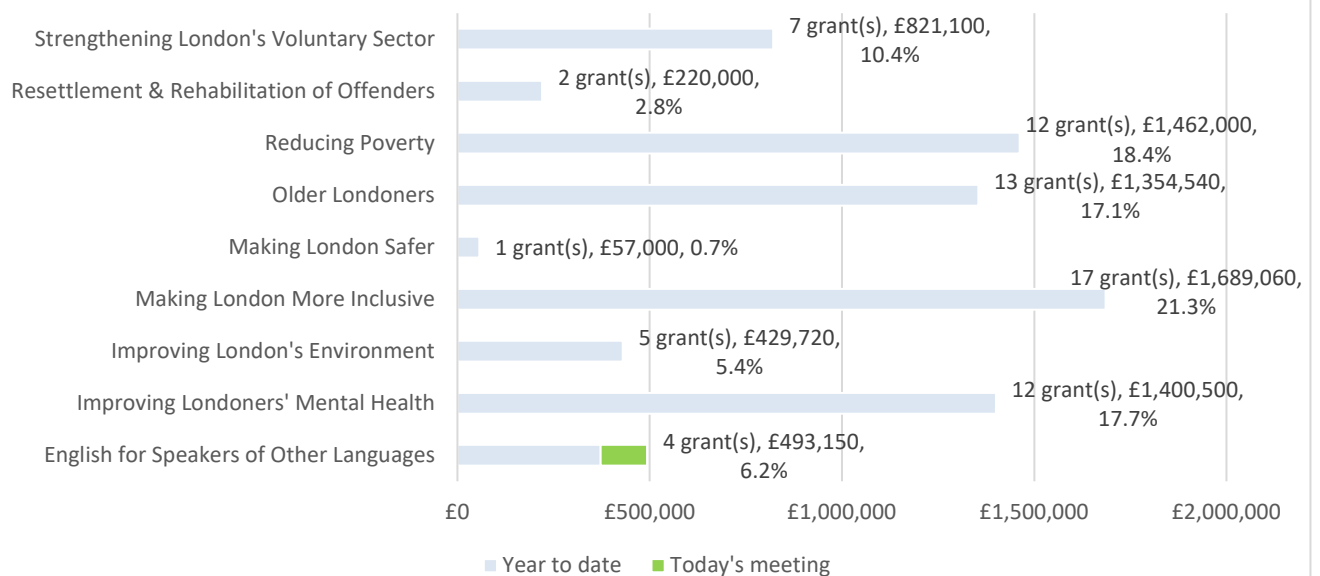


Chart 3: % total grant amount awarded by Investing in Londoners programme, year to date (2018/19)



### Anniversary programmes

- The Anniversary fund approved in 2015-16 is designated for use towards an employability and an infrastructure programme.

**10. Employability programme:**

Funds of £4,735,000 for the Employability Programme were fully committed in 2017/18. Some amounts within that will be formally allocated in future years over the 5-year life of this programme.

**11. Infrastructure Programme:**

24% of the total Infrastructure Programme budget of £3,713,000 was committed at the end of 2017-18. Of this £256,455 has been approved in the year to date towards the Cornerstone Fund. 21 applications were made to the Cornerstone Fund of which 11 have been given development grants (of up to £20,000) to work up their Stage 2 applications. Of these 11, 4 Stage 2 applications will be considered by other funders in the Collaboration (Big Lottery Fund, Trust for London and John Lyons Charity) with the remaining 7 to be considered by CBT. 1 of these was approved at your January meeting. A further 2, from Race on the Agenda and the British Refugee Council, are under consideration at today's meeting with a total recommendation of £477,900 over three years.

**12. Prince's Trust**

The Trust has managed a grant programme with The Prince's Trust since 2014. At your March 2018 meeting you approved a 3-year commitment of £3,000,000.

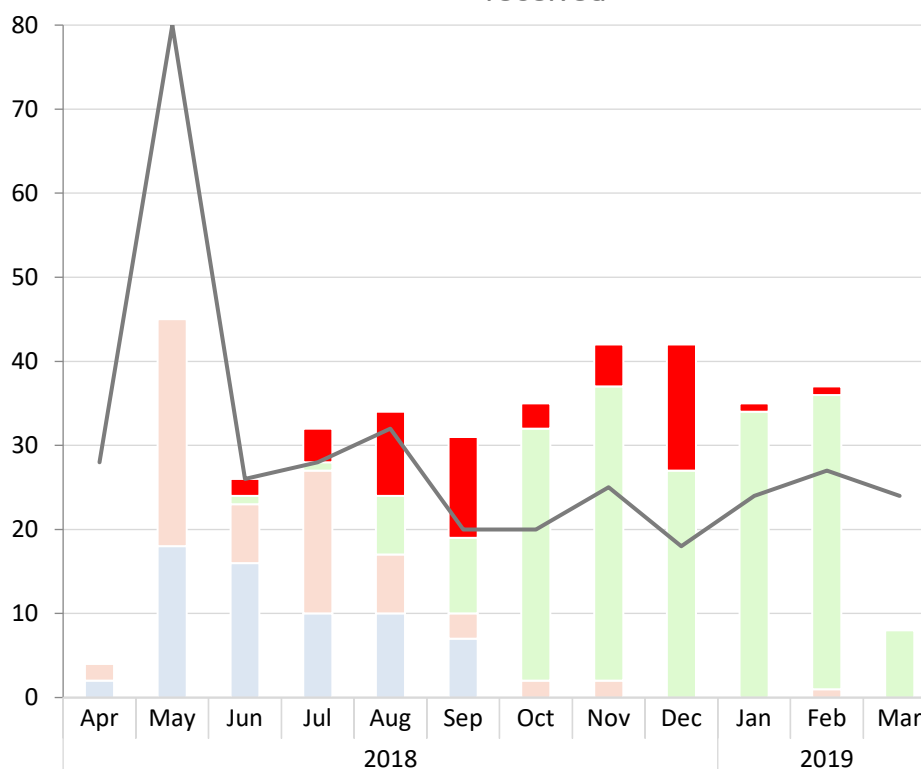
**Work in progress**

**13. Progress of applications:** Chart 4 shows the application rate and progress of Bridging Divides applications. Bridging Divides opened to applications on 23<sup>rd</sup> April 2018. To date 371 applications have been received. 53 open applications (plus 3 strategic initiatives and 2 anniversary programme applications) will be considered at today's meeting. The increase in the number of applications received (see below) has had implications for processing times which, in several cases, are taking longer than the target 4 months. This is being explained to applicants as they enquire.

**14.** The Investing in Londoners grants scheme closed to new applications on 20<sup>th</sup> April 2018. 7 applications remained pending at your last meeting. 1 has since been approved by delegated authority and 1 is for consideration at today's meeting. The final 5 will be brought to your May committee meeting. Delays to the assessment process have been a result, chiefly, of applicants being unable to provide the information required within a shorter turn-around timeframe.

**15. Application rates:** The spike in the number of applications received in May as shown in Chart 4 below is almost entirely due to the deadline for the latest round of Stepping Stones. However, it is becoming clear that the overall application rate to the Trust is much higher than in previous years. Over the 5 years of Investing in Londoners the application rate averaged at around 26 applications a month. The Trust is now seeing application numbers of around 36 applications a month – a 38% increase. The application rate for 2017/18 is included in Chart 4 for comparison. Officers will bring a paper to your July committee investigating the emerging increase in applications and exploring potential implications of this on future grant-making.

Chart 4: Progress of Bridging Divides pending applications by month received



	2018					2019						
	Apr	May	Jun	Jul	Aug	Sep	Oct	Nov	Dec	Jan	Feb	Mar
Grand Total	4	45	26	32	34	31	35	42	42	35	37	8
Today's meeting	0	0	2	4	10	12	3	5	15	1	1	0
Pending	0	0	1	1	7	9	30	35	27	34	35	8
Declined	2	27	7	17	7	3	2	2	0	0	1	0
Approved	2	18	16	10	10	7	0	0	0	0	0	0

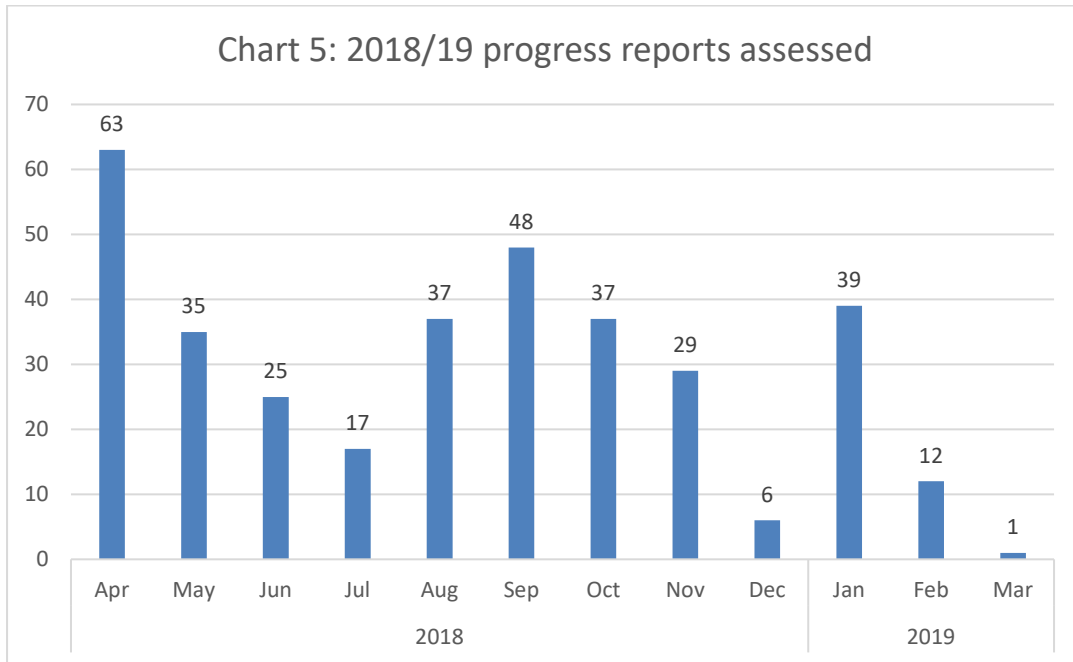
1

**16. Grants in Management value:** The total value of the grants (approximately 805) currently under the on-going management of your Funding Managers is approximately £ 30,855,374.

**17. Grants in management learning and monitoring:** In the financial year to date your officers have assessed and signed off 451 annual progress reports from grantees. Chart 6 shows the completion of reports by month. You will see that numbers dipped over the summer as officers focused their attentions on finalising Investing in Londoners assessments. However, numbers have now returned to the level we would expect. In addition, the Trust has completed 35 learning

<sup>1</sup> The Chart excludes strategic initiatives, partnership programmes and exceptional grants as they are usually approved through a different application process than your standard Bridging Divides grants. Eco audits and stepping stones received before the launch of Bridging Divides in April are considered as part of Investing in Londoners.

visits, 15 unannounced visits, 7 compliance visits and several Chief Officer visits with grantees, occasionally accompanied by Members or other officers.



Jemma Grieve Combes  
Head of Impact and Learning  
T: 020 7332 3174 E: [jemma.grievecombes@cityoflondon.gov.uk](mailto:jemma.grievecombes@cityoflondon.gov.uk)