



---

**Grants offered:**

**362**

**Total awarded:**

**£12m**

**Average grant:**

**£33k**

---



**BAME led**

**58%**

**Women led**

**41%**

**Deaf and  
disabled led**

**13%**

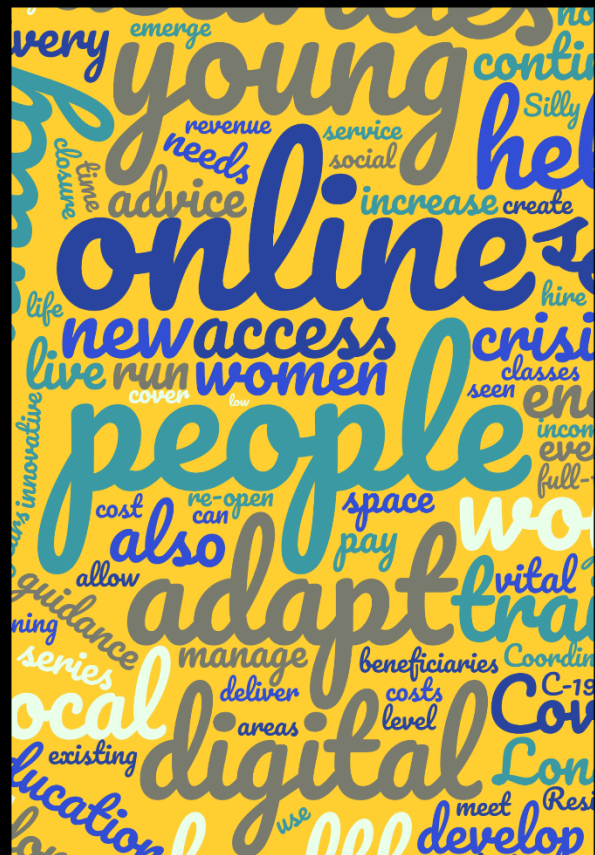
**LGBT+ led**

**9%**



**LONDON  
COMMUNITY  
RESPONSE FUND**

# WAVE 3



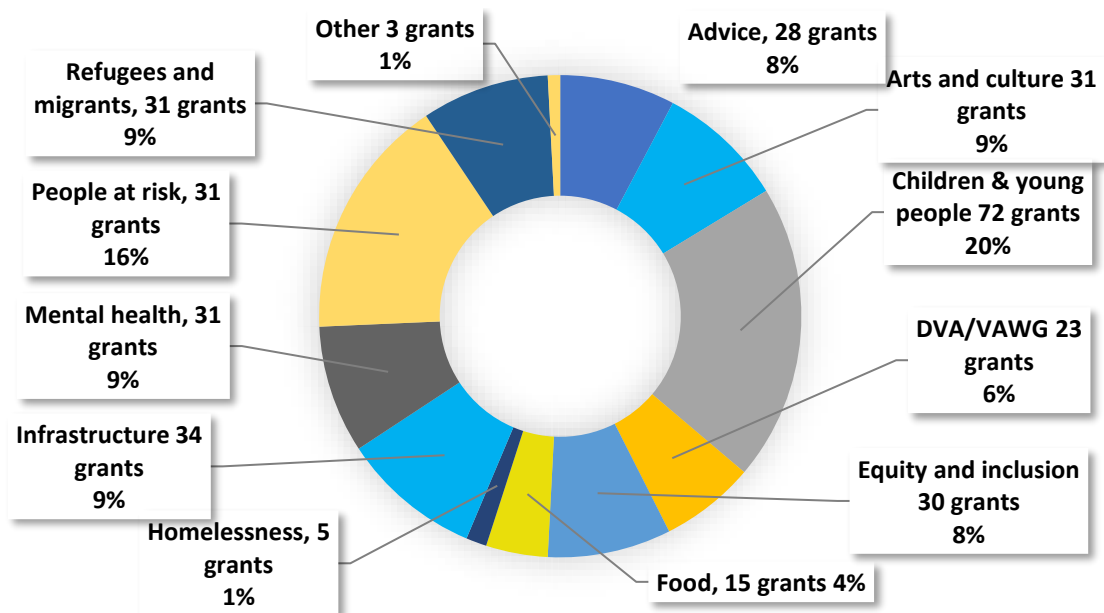
### London Community Response Fund - Wave 3 Update

For Wave 3, City Bridge Trust (CBT) partnered with The National Lottery Community Fund (NLCF), which committed nearly £7 million in grants to support organisations to keep providing vital services to London communities through the pandemic. We also allocated £5m from our own funds and received £300,000 from an anonymous donor. Around £90k in unspent funds were carried over from the previous waves. The grants budget for Wave 3 was therefore £12.1m. See Annex 1 for a detailed income and expenditure table which also shows administration costs.

Over the course of five meetings between 27 July and 21 September a total of 362 grants were awarded. The maximum grant size available was £50,000 and the average grant size awarded was £33,388. Only 'large' grant applications (applications for more than £10k) were considered, although some grants of under £10k were made due to the applicants having already received some funding or having applied for ineligible costs. A total of £12,077,204 was awarded. The balance remaining predominantly comprises NLCF income and those funds will be returned per our legal agreement. All bar £108 of the remaining London Community Response Fund (LCRF) income (including funds carried over from previous Waves) has now been spent.

Meeting date	Value of grants	No of grants
Advisory Panel Date 27 July 2020	£202,530	8
Advisory Panel Date 10 August 2020	£2,087,521	62
Advisory Panel Date 24 August 2020	£3,192,939	95
Advisory Panel Date 7 September 2020	£2,714,442	79
Advisory Panel Date 21 September 2020	£3,879,772	118
<b>Total</b>	<b>£12,077,204</b>	<b>362</b>

### Grants distribution by theme and borough (by no of grants)



Borough	No of grants	Borough	No of grants
All London	397	Kensington & Chelsea	87
Hackney	185	Barking & Dagenham	80
Lambeth	148	Ealing	79
Southwark	146	Wandsworth	79
Tower Hamlets	133	Greenwich	65
Islington	131	Redbridge	62
Camden	128	Hounslow	54
Haringey	127	Harrow	52
Brent	113	City	44
Lewisham	109	Havering	37
Newham	106	Hillingdon	37
Waltham Forest	105	Richmond	37
Hammersmith & Fulham	98	Merton	36
Croydon	93	Bromley	31
Barnet	92	Bexley	30
Westminster	91	Kingston	30
Enfield	89	Sutton	28

## Equity and inclusion

Equity data was collected during Wave 2, but we were unable to access the data which was specific to LCRF grants. Therefore, the comparison below is between **all** London Community Response Wave 2 grants (including aligned funders) and **all** LCRF Wave 3 grants. The decision was taken in this Wave to prioritise user-led organisations, particularly those led by the LGBT+, BAME, Deaf and disabled communities, and/or led by women. Therefore, the Advisory Panel initially only considered applications which were led by one of these groups. Had budget been available following assessment of the equity led groups, then other applicants would have been considered. However, the available budget closely matched the value of applications from user led groups on the portal, so we were unable to consider applications outside of these priority groups. The Advisory Panel also decided to prioritise organisations with an income of less than £1m. There were some exceptions made to these priority focuses; infrastructure bodies were excluded from these limitations (due to the lack of other funders able to support such organisations within the wider LCR funder collaboration) as were applications in the domestic violence/violence against women and girls theme (due to the surge in need for services and the overwhelming financial challenges being faced specifically by organisations operating in this field) and LGBT+ applicants (due to the small number of applications received).

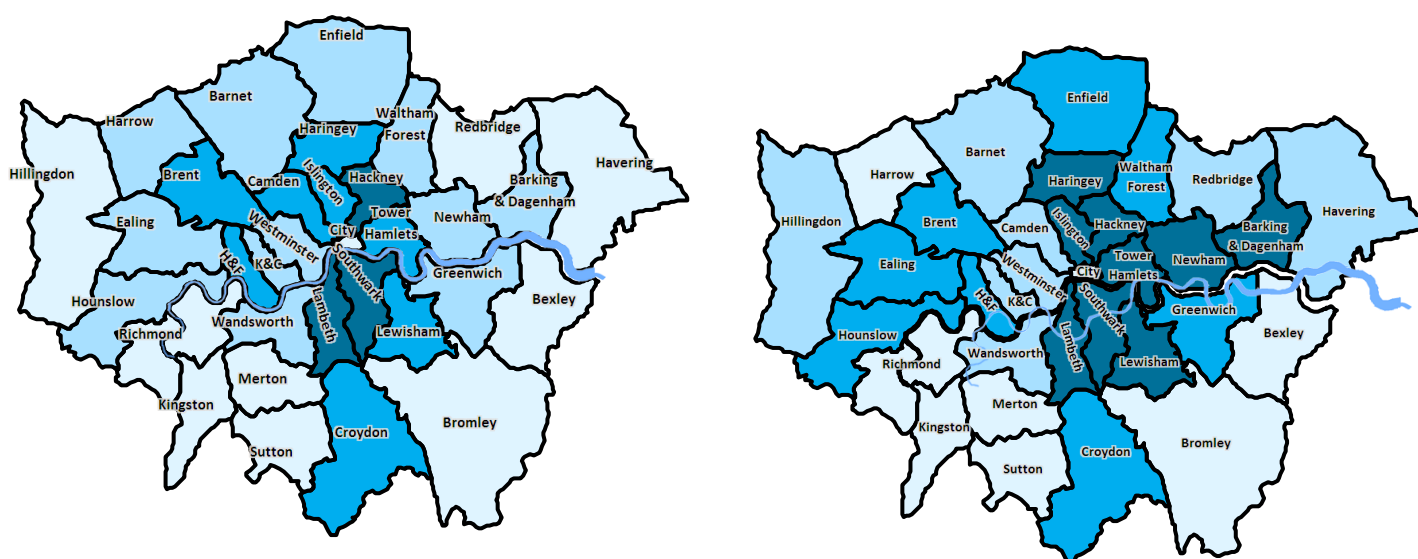
LCRF Org leadership >50%	no of grants approved W3	No of grants rejected W3	Approval Rate W3	% Approved Grants in W3	% approved grants in W1 & 2	% points increase/decrease
LGBT+	32	7	82%	9%	5%	4%
BAME	213	61	78%	58%	43%	15%
Deaf and disabled	46	8	85%	13%	8%	5%
Women	148	56	73%	40%	5%	-18%

### Analysis – Comparing Wave 1 & 2 with Wave 3

Thematically, the most significant change was the increase in the proportion of funding allocated to infrastructure bodies (which can be attributed to LCRF only considering large grant applications) and a decrease in the proportion of funding allocated to food theme applications (for the same reason).

Theme	Wave 1 & 2 % of all grants	Wave 3 % of all grants	difference wave 1/2 to wave 3
advice	5	8	2
arts and culture	8	9	1
children and young people	24	20	-4
Domestic abuse/VAWG	3	6	3
Equity and inclusion	4	8	4
food	12	4	-8
homelessness	4	1	-2
infrastructure	0	0	0
Infrastructure	3	9	7
Mental Health	0	9	9
People at Risk	26	16	-9
refugees and migrants	6	9	3
vulnerable groups	3	0	-3
Other	0	0	0
None of the above	1	0	-1

The top five funded boroughs in Wave 1 & 2 were Hackney, Southwark, Lambeth, Islington and Camden. In Wave 3 they were Hackney, Lambeth, Southwark, Tower Hamlets and Islington (with Camden coming in sixth place), so a broadly similar funding pattern. If we compare the level of funding per borough in Wave 3 against the Indices of Multiple Deprivation (IMD) we can see that there was broad alignment, but that Barking and Dagenham, Newham, Waltham Forest, Ealing, and Hounslow could be good candidates for prioritisation in future Waves.



Wave 3 number of grants awarded per borough (darker = more grants) IMD per borough (darker = higher deprivation level)

We continued the funding partnerships with the equity partners; Consortium, Inclusion London, Ubele Initiative and Women's Resource Centre, to provide strategic and operational support to the collaboration and the pan-London strategic response. A comparison between the number of applications received from user led organisations in Wave 3, as a proportion of all applications, and the percentage of grants awarded in the previous Waves, there was an increase in the number of grants awarded to BAME led, Deaf and disabled led and LGBT+ led organisations and a decrease in the percentage of grants awarded to women led organisations. This is largely due to prioritisation of women led organisations that specifically targeted support for women and girls and/or other protected characteristic groups.



### Update on the wider London Community Response during Wave 3

LCRF is a restricted fund administered by CBT which enables funders to come together and donate money into a single 'pot'. The 'pot' is then used to fund applications received via the London Community Response (LCR) common application portal, which is hosted and coordinated by [London Funders](#). In addition to the joint fund, there are c.60 aligned funders, which also fund applications submitted to the portal, through their own internal grant-making processes. This wider collaboration is known as the [London Community Response \(LCR\)](#).

In Wave 3, 2,521 applications were received and the total requested was £48.2m. To date, 801 grants have been offered with a total value of £18.8m (including the £12m awarded via the LCRF referenced above).

Across all three Waves, over 6,000 applications had been received and 2,592 grants have been offered totalling £41.8m (of which £25m relates to grants awarded via the LCRF). An amazing achievement; one which all of the 60+ collaborating funders, and London Funders themselves as the leaders, should be rightly proud of.

#### Understanding Impact and What's Next?

We are currently tendering for a grants management partner to undertake monitoring activities relating to all Waves 1, 2 & 3 LCRF grants, having agreed a joint approach amongst the LCRF collaborating funders. The data collected will be shared with the LCR learning partners Reos Partners and The Social Investment Consultancy (TSIC) in order for us to understand the impact of the grants and how we can take learning from this work forward. We will share more with you as this develops.

#### Wave 4

Wave 4 is in the planning stage and London Funders have been in touch with funders directly in relation to this. If you would like to be involved in Wave 4 but cannot align funding, donating to the LCRF joint fund might be a solution; do get in touch with Samantha Grimmatt-Batt, LCRF Funding Manager, [Samantha.grimmatt-battt@cityoflondon.gov.uk](mailto:Samantha.grimmatt-battt@cityoflondon.gov.uk) 07874794313