



# Corporate Risk Register Summary Report

Report Type: Risks Report

Generated on: 06 May 2021

Rows are sorted by Risk Score










Traffic Light: Red 3 Amber 14

**Risk Appetite Level Description** Risk above appetite

Traffic Light: Red 3 Amber 7













Risk code	Risk title	Risk Category Description	Approach	Current Risk Score	Current Risk Score Indicator	Trend Icon	Risk flight path)
CR20	Road Safety	Health and Safety	Reduce	24			
CR32	Wanstead Park Reservoirs (formerly OSD 013)	Health and Safety	Reduce	24			
CR24	Operational Security	Physical	Reduce	16			
CR01	Resilience Risk	Physical	Accept	12			
CR21	Air Quality	Environmental	Reduce	12			
CR23	Police Funding	Financial	Accept	12			
CR34	COVID-19	Covid-19	Reduce	12			

## APPENDIX 2

Risk code	Risk title	Risk Category Description	Approach	Current Risk Score	Current Risk Score Indicator	Trend Icon	Risk flight path)
CR35	Unsustainable Medium Term Finances	Financial	Accept	12			
CR17	Safeguarding	Safeguarding	Accept	8			
CR28	Action Fraud	Partnership/Contractual	Reduce	8			







### Risk Appetite Level Description Risk at appetite

Traffic Light: Amber 4

Risk code	Risk title	Risk Category Description	Approach	Current Risk Score	Current Risk Score Indicator	Trend Icon	Risk flight path (last 12 previous assessments)
CR02	Loss of Business Support for the City	Economic	Reduce	12			
CR16	Information Security (formerly CHB IT 030)	Technological	Reduce	12			
CR29	Information Management	Technological	Reduce	12			
CR09	Health Safety and Wellbeing Risk (Management System)	Health and Safety	Accept	8			

### Risk Appetite Level Description Risk below appetite

Traffic Light: Amber 3

Risk code	Risk title	Risk Category Description	Approach	Current Risk Score	Current Risk Score Indicator	Trend Icon	Risk flight path (last 12 previous assessments)
CR10	Adverse Political Developments	Reputation	Reduce	12			
CR30	Climate Action	Environmental	Reduce	12			

## APPENDIX 2

Risk code	Risk title	Risk Category Description	Approach	Current Risk Score	Current Risk Score Indicator	Trend Icon	Risk flight path (last 12 previous assessments)
CR33	Major Capital Schemes	Financial	Reduce	12	