

TCAH	PAN	Pref 1	1st prefs as %	% change 1st prefs	Pref 2	Pref 3	Pref 4	Pref 5	Pref 6	Total	Change in Total Prefs
2021	180	257	143%	-12%	319	254	141	73	52	1096	-110
2020	180	279	155%	-21%	327	290	155	107	48	1206	-189
2019	180	317	176%	-18%	420	314	168	116	60	1395	-51
2018	180	349	194%	10%	429	345	185	81	57	1446	28
2017	180	331	184%	1%	385	365	179	108	50	1418	24
2016	180	330	183%	18%	421	287	196	98	62	1394	105
2015	180	297	165%	N/A	339	310	187	102	54	1289	N/A

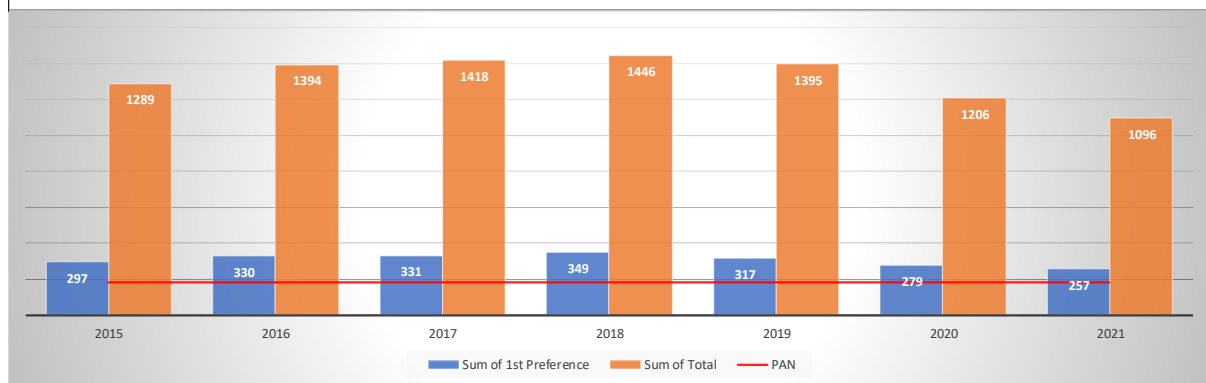
KEY

Increase >5% - UP

Increase / decrease within 5% - SAME

Decrease >5% - DOWN

The City Academy, Hackney



Highbury Grove / COLA Highbury Grove	PAN	Pref 1	1st prefs as a % of PAN	% change 1st prefs	Pref 2	Pref 3	Pref 4	Pref 5	Pref 6	Total	Change in Total Prefs
2021	240	110	46%	5%	55	19	12	4	5	205	-388
2020	240	97	40%	-5%	168	135	86	63	44	593	90
2019	240	108	45%	14%	114	113	80	51	37	503	-7
2018	240	75	31%	-56%	113	133	77	66	46	510	N/A
2017	210	183	87%	6%	216	200	139	92	56	886	45
2016	210	170	81%	-29%	230	204	112	65	60	841	-64
2015	210	230	110%	4%	242	197	106	81	49	905	87
2014	210	222	106%	-30%	215	163	121	54	43	818	-111
2013	210	286	136%	N/A	252	187	117	61	26	929	N/A

2017 - Owing to a change in PAN it is not possible to compare the number of all preferences

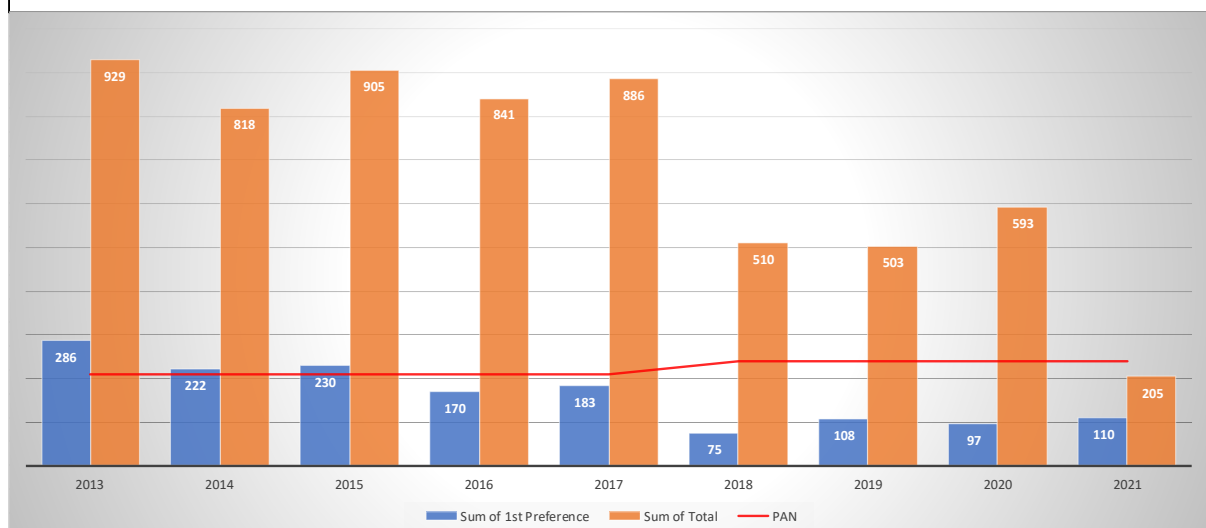
KEY

Increase >5% - UP

Increase / decrease within 5% - SAME

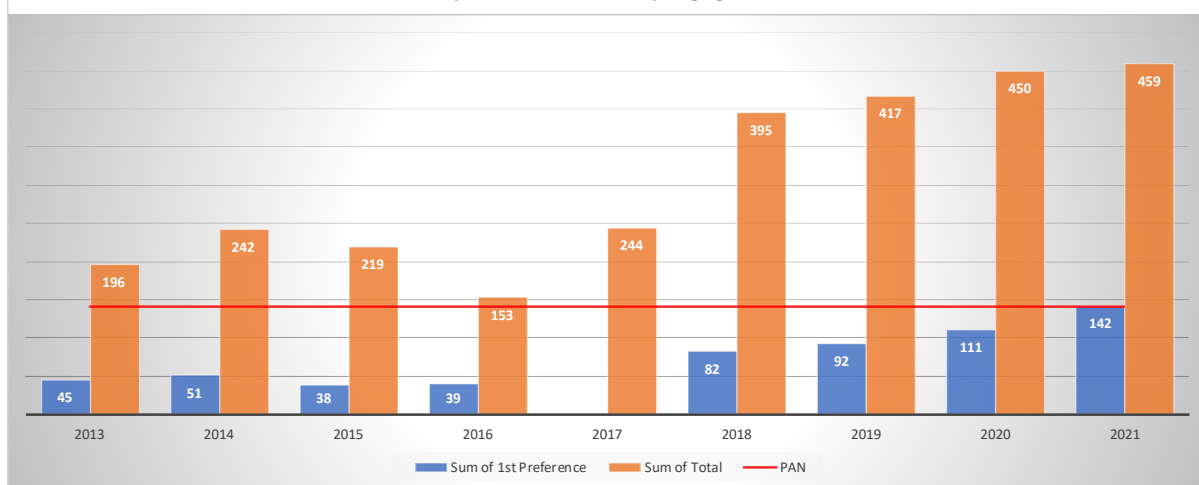
Decrease >5% - DOWN

The City Academy Highbury Grove



COLAHH	PAN	Pref 1	1st prefs as %	% change 1st prefs	Pref 2	Pref 3	Pref 4	Pref 5	Pref 6	Total	Change in Total Prefs
2021	140	142	101%	22%	86	81	67	52	31	459	9
2020	140	111	79%	14%	91	80	71	58	39	450	33
2019	140	92	66%	7%	83	90	63	51	38	417	22
2018	140	82	59%	N/A	84	65	77	44	43	395	151
2017	140	N/A	N/A	N/A	N/A	N/A	N/A	N/A	N/A	244	N/A
MOUNT CARMEL SCHOOL CLOSED ON 31 AUGUST 2017											
2016	140	39	28%	1%	31	36	15	15	17	153	-66
2015	140	38	27%	-9%	51	38	34	34	24	219	-23
2014	140	51	36%	4%	48	63	34	27	19	242	46
2013	140	45	32%	N/A	43	42	27	20	19	196	N/A
2017 - Owing to a applications being made outside of the Pan-London coordinated process, it is not possible to specify the preference ranking											
KEY											
Increase >5% - UP											
Increase / decrease within 5% - SAME											
Decrease >5% - DOWN											

City of London Academy Highgate Hill



City of London Academy, Islington	PAN	Pref 1	1st prefs as a % of PAN	% change 1st prefs	Pref 2	Pref 3	Pref 4	Pref 5	Pref 6	Total	Change in Total Prefs
2021	165	180	109%	-1%	190	137	115	69	38	729	6
2020	165	182	110%	1%	191	153	93	58	46	723	15
2019	165	180	109%	-11%	197	158	79	61	33	708	1
2018	165	198	120%	-38%	182	144	78	68	37	707	*N/A
2017	125	198	158%	26%	146	151	110	77	53	735	135
2016	125	166	133%	33%	118	125	84	59	48	600	93
2015	125	125	100%	22%	115	108	71	47	41	507	62
2014	125	98	78%	3%	106	101	67	38	35	445	-3
2013	125	94	75%	N/A	101	105	58	53	37	448	N/A

*Due to a change in PAN it is not possible to compare the number of all preferences

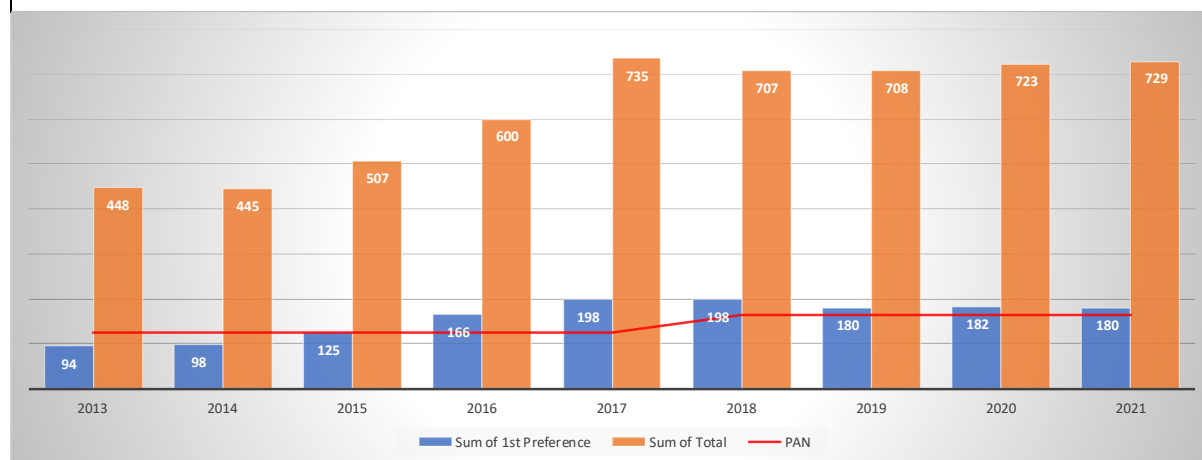
KEY

Increase >5% - UP

Increase / decrease within 5% - SAME

Decrease >5% - DOWN

City of London Academy Islington



City of London Academy, Shoreditch Park	PAN	Pref 1	1st prefs as a % of PAN	% change 1st prefs	Pref 2	Pref 3	Pref 4	Pref 5	Pref 6	Total	Change in Total Prefs
2021	180	180	100%	-48%	120	117	96	55	48	616	8
2020	100	148	148%	40%	124	116	96	73	51	608	-27
2019	100	108	108%	49%	132	128	110	89	68	635	52
2018	180	106	59%	59%	112	131	102	75	57	583	N/A
2017	180									0	

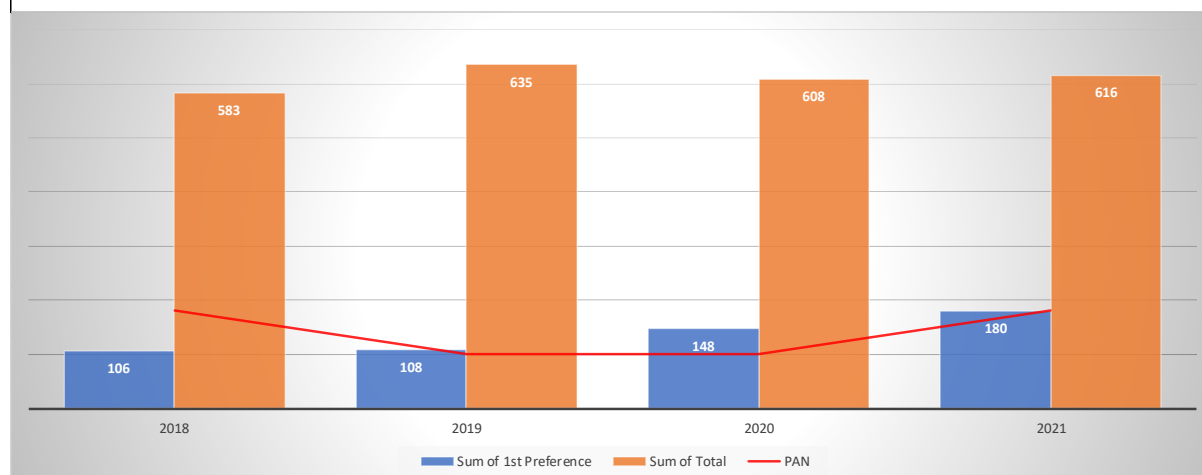
KEY

Increase >5% - UP

Increase / decrease within 5% - SAME

Decrease >5% - DOWN

City of London Academy Shoreditch Park



City of London Academy, Southwark	PAN	Pref 1	1st prefs as a % of PAN	% change 1st prefs	Pref 2	Pref 3	Pref 4	Pref 5	Pref 6	Total	Change in Total Prefs
2021	240	180	75%	-41%	197	153	97	90	54	771	-167
2020	240	278	116%	-35%	216	153	124	106	61	938	-267
2019	240	361	150%	-11%	309	237	146	83	69	1205	81
2018	240	387	161%	27%	269	201	136	85	46	1124	-13
2017	240	323	135%		281	228	157	91	57	1137	

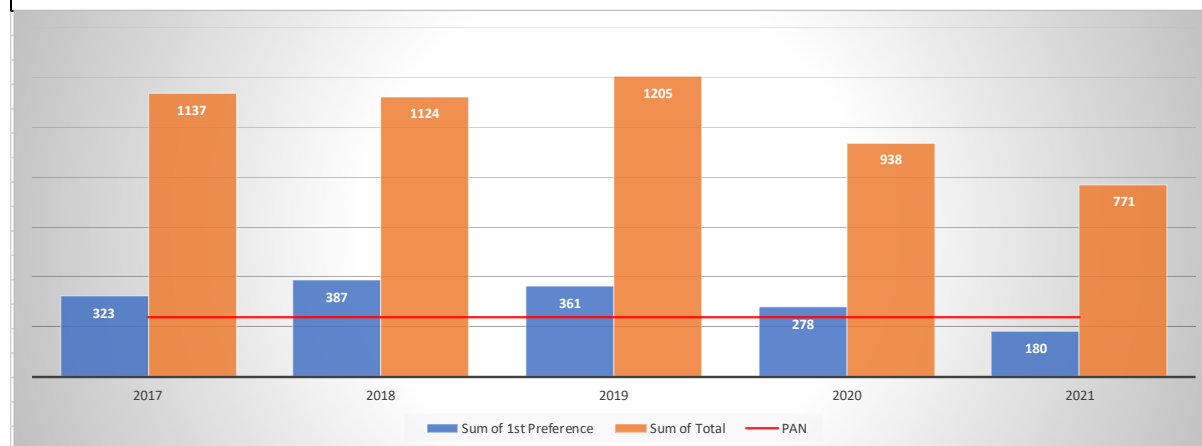
KEY

Increase >5% - UP

Increase / decrease within 5% - SAME

Decrease >5% - DOWN

City of London Academy Southwark



Galleywall	PAN	Pref 1	1st prefs as %	% change 1st prefs	Pref 2	Pref 3	Pref 4	Pref 5	Pref 6	Total	Change in Total Prefs
2021	60	55	92%	12%	43	26	14	13	14	165	-7
2020	60	48	80%	-2%	51	37	19	11	6	172	21
2019	60	49	82%	8%	38	23	20	14	7	151	16
2018	60	44	73%	15%	36	23	14	14	4	135	-15
2017	60	35	58%	N/A	44	35	15	12	9	150	N/A

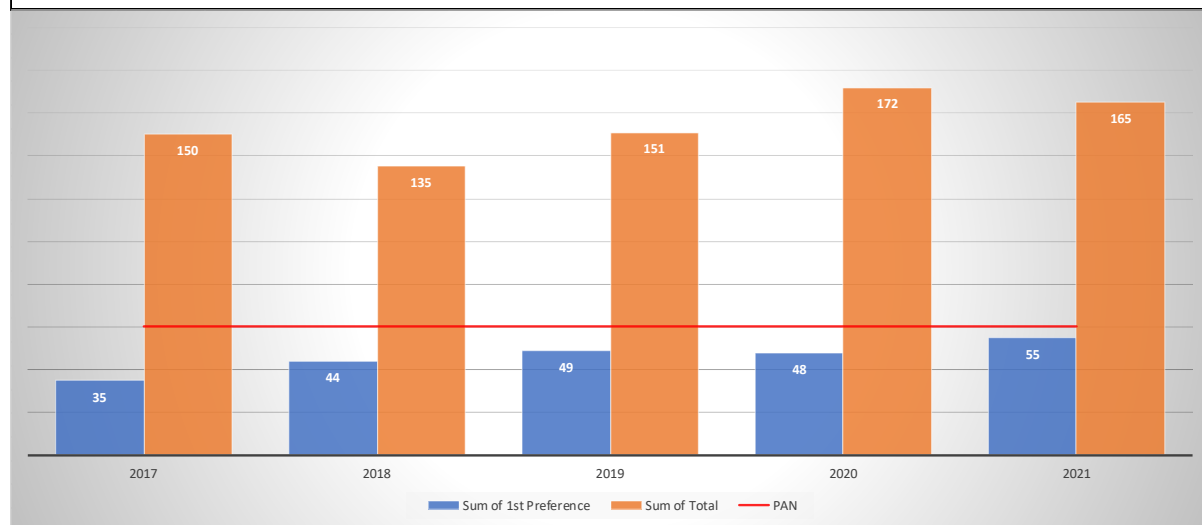
KEY

Increase >5% - UP

Increase / decrease within 5% - SAME

Decrease >5% - DOWN

Galleywall Primary School City of London Academy



COLPAI	PAN	Pref 1	1st prefs as %	% change 1st prefs	Pref 2	Pref 3	Pref 4	Pref 5	Pref 6	Total	Change in Total Prefs
2021	60	62	103%	-12%	29	32	18	5	11	157	-11
2020	60	69	115%	-35%	41	23	10	14	11	168	42
2019	30	45	150%	57%	33	21	16	5	6	126	14
2018	30	28	93%	N/A	20	28	17	13	6	112	-17
2017	60	Owing to applications being made outside of the Pan-London coordinated process, it is not possible to specify the preference ranking.								129	N/A

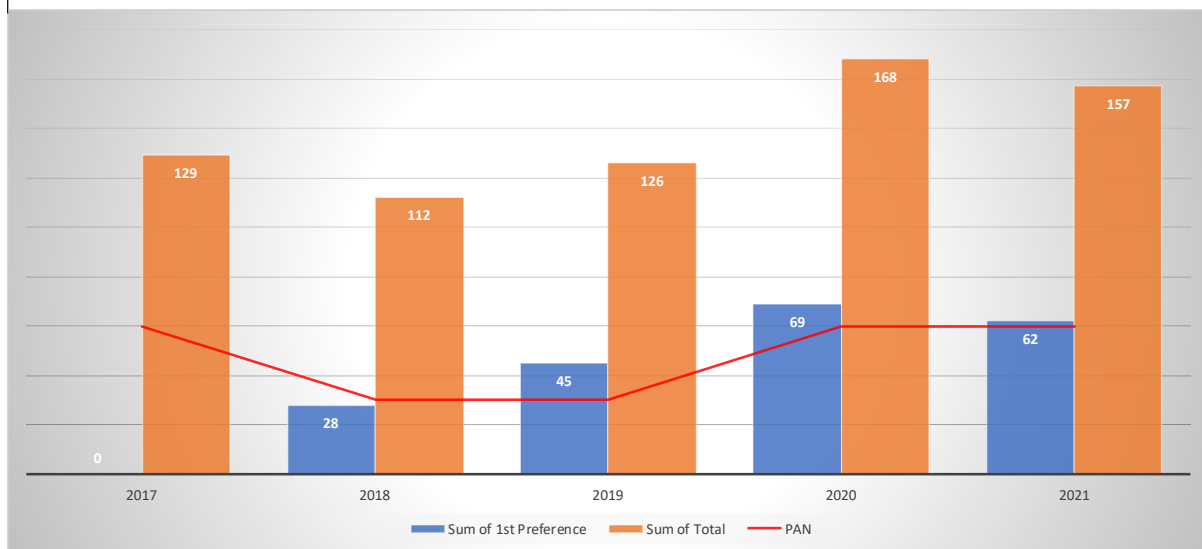
KEY

Increase >5% - UP

Increase / decrease within 5% - SAME

Decrease >5% - DOWN

City of London Primary Academy Islington



Redriff	PAN	Pref 1	1st prefs as %	% change 1st prefs	Pref 2	Pref 3	Pref 4	Pref 5	Pref 6	Total	Change in Total Prefs
2021	60	81	135%	-10%	58	31	9	9	5	193	-7
2020	60	87	145%	-30%	38	27	26	15	7	200	-23
2019	60	105	175%	69%	54	31	16	9	8	223	3
2018	90	95	106%	-4%	49	41	17	9	9	220	-16
2017	90	99	110%	N/A	59	37	19	16	6	236	N/A

KEY

Increase >5% - UP

Increase / decrease within 5% - SAME

Decrease >5% - DOWN

Redriff Primary School City of London Academy

