

CITY OF LONDON POLICE: OFFICIAL - RECIPIENT ONLY

Strategy Boards & Committee(s):	Date(s):
Safer City Partnership	19/11/2021
Subject: Police report for the period September – November 2021	Public
Report of: Commissioner of Police Author: Superintendent William Duffy, Sector Policing, City of London Police	For Information
Summary The report provides an overview of the crime and ASB recorded in the City of London for the period September – November 2021. Recommendation(s) Members are asked to: <ul style="list-style-type: none">• Note the report	

CITY OF LONDON POLICE: OFFICIAL - RECIPIENT ONLY

Introduction

The City of London experiences relatively low levels of crime, disorder and anti-social behaviour. This reflects the efforts of the City of London Police, the City of London Corporation and many other partners.

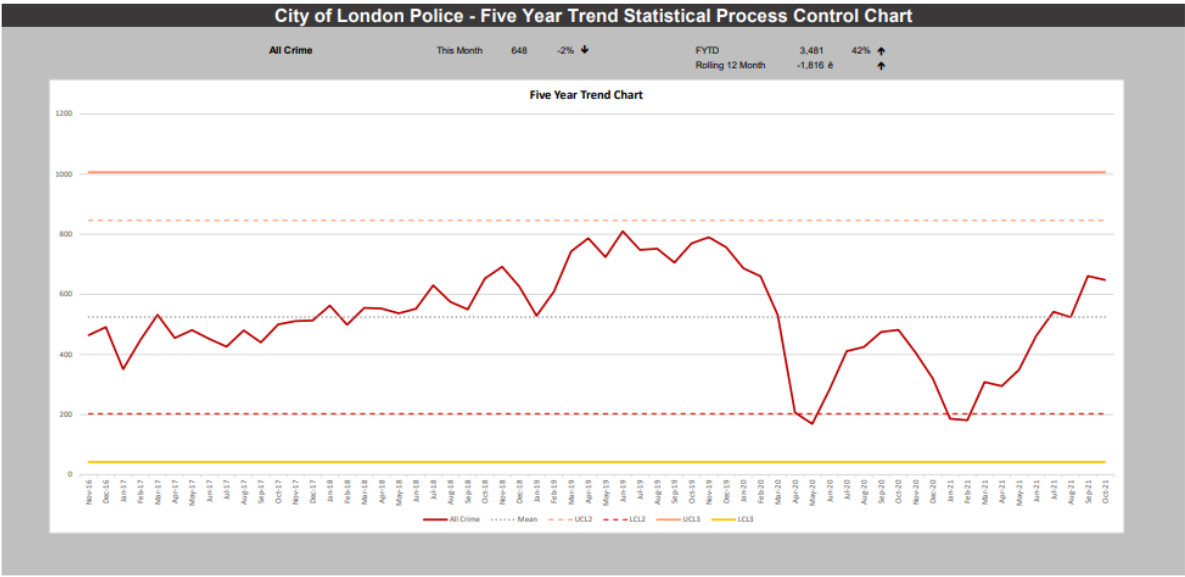
Working together we contribute to maintaining the City as the world's leading financial and business centre as well as being an attractive place to live, socialise and visit. Since its establishment the Safer City Partnership has played a key role in reducing crime and other harm.

This report identifies five main priorities, linked to the Safer City Partnership Strategic Plan:

- **Violence Against the Person** – People are safe from violent crime and violence against the person
- **Night Time Economy Crime and Nuisance** – People are safe and feel safe in the night-time economy
- **Acquisitive Crime** – People and businesses are protected from theft and fraud/acquisitive crime
- **Anti-Social Behaviour** – Anti-Social Behaviour is tackled and responded to effectively
- **Supporting the Counter Terrorism Strategy through Delivery of the Prevent Strategy** – Vulnerable people and communities are safeguarded from radicalisation and the threat of terrorism.

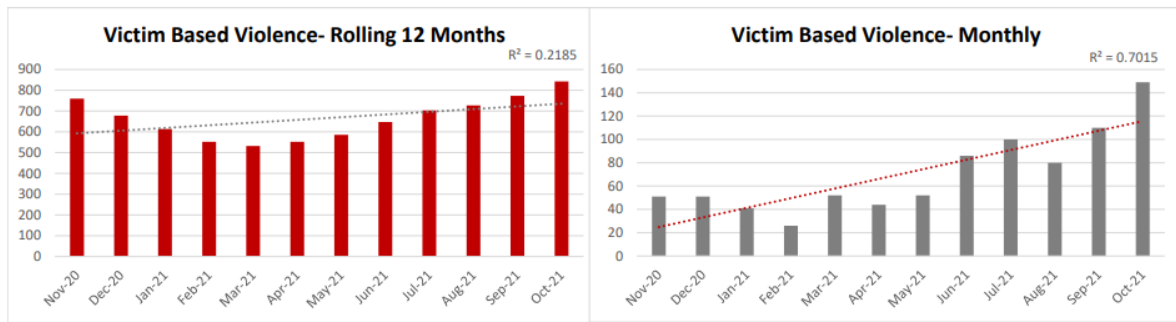
CITY OF LONDON POLICE: OFFICIAL - RECIPIENT ONLY

Five Year Crime Trend



CITY OF LONDON POLICE: OFFICIAL - RECIPIENT ONLY

Violence Against the Person



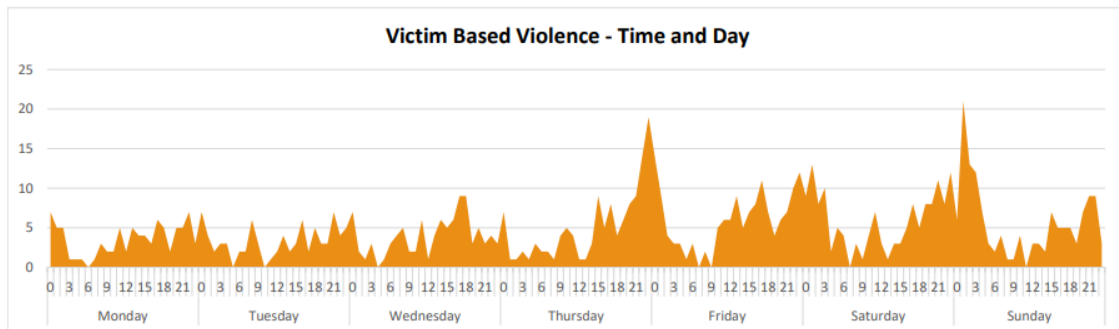
Change

* This Month	35%
* FYTD	100%
* Rolling 12 Month	1%

Positive Outcome Rate FYTD: 14%

19/20 FYTD Change: -18%

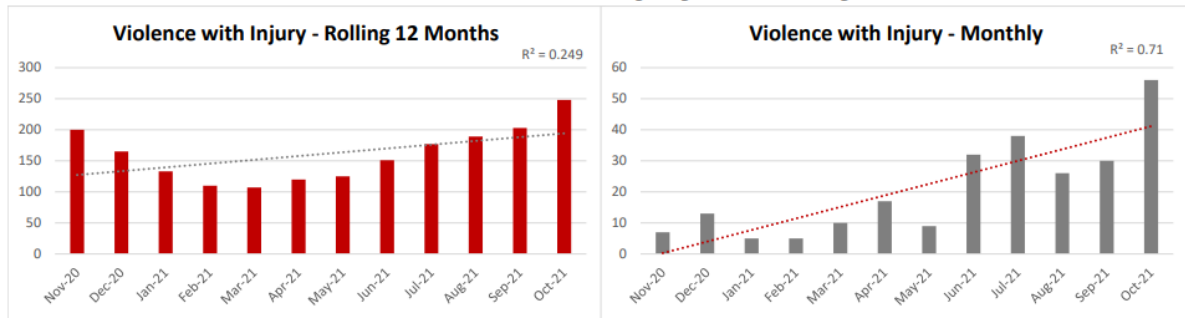
National Position: N/A



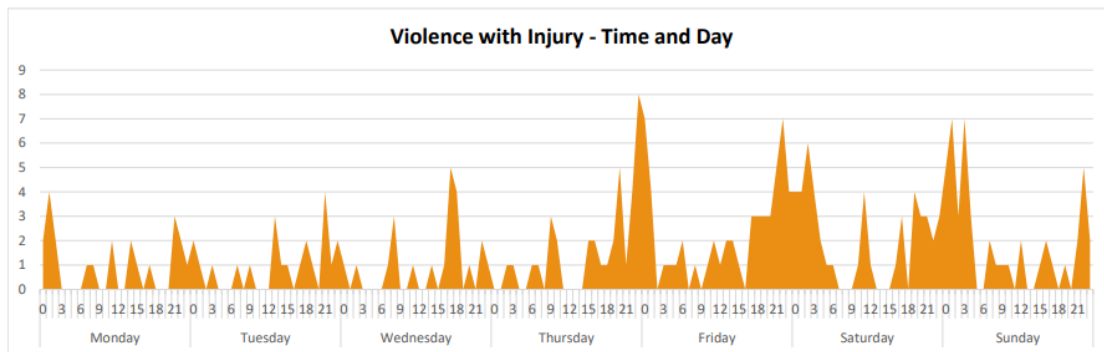
Victim based violence has fallen by 18% in the FYTD, a very noticeable impact with the lifting of COVID-19 restrictions and reopening of NTE.

Violence with Injury

CITY OF LONDON POLICE: OFFICIAL - RECIPIENT ONLY

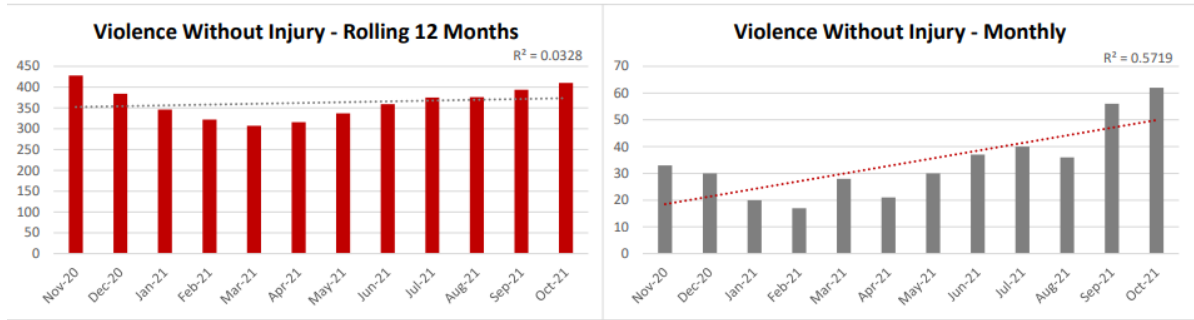


Change	* This Month	87%	Positive Outcome Rate FYTD:	11%	National Position:	1
	* FYTD	210%				
	* Rolling 12 Month	6%		19/20 FYTD Change:		5%

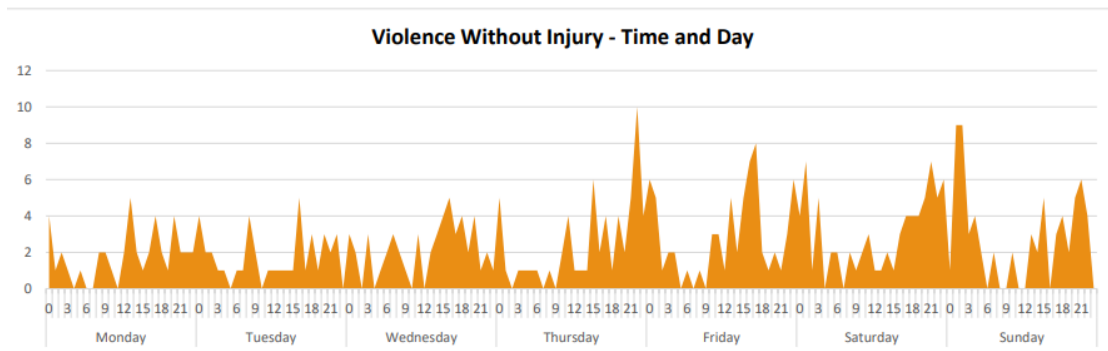


Violence without Injury

CITY OF LONDON POLICE: OFFICIAL - RECIPIENT ONLY



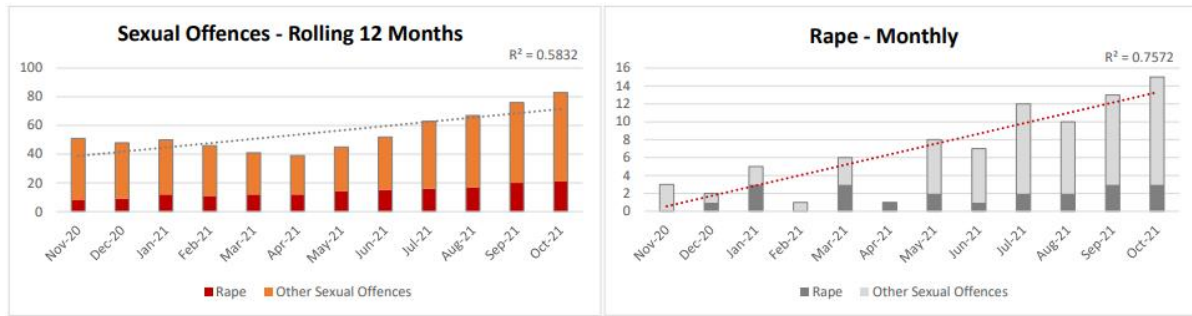
Change	* This Month	11%	Positive Outcome Rate FYTD:	18%	National Position:	1
	* FYTD	58%				
	* Rolling 12 Month	-11%		19/20 FYTD Change:		-33%



Rape & Sexual Offences

The FYTD has seen an increase in sexual offences, most likely due to the lifting of lockdown measures and more people returning to the City.

CITY OF LONDON POLICE: OFFICIAL - RECIPIENT ONLY



Change

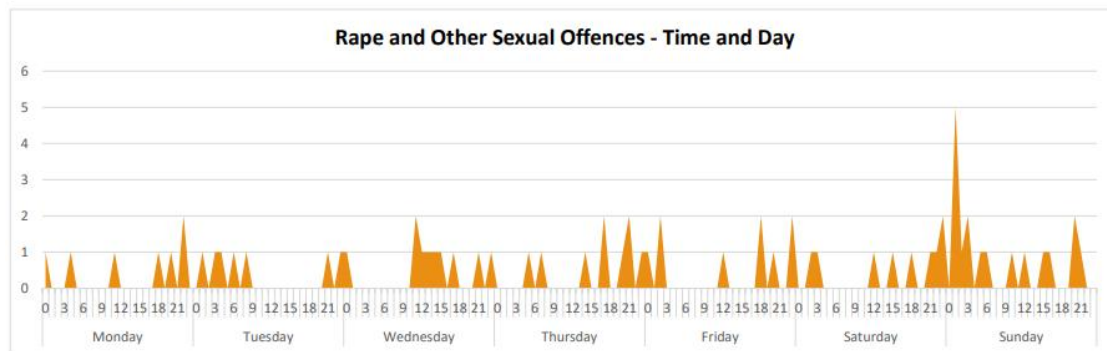
* This Month	15%
* FYTD	175%
* Rolling 12 Month	51%

Positive Outcome Rate FYTD: 6%

19/20 FYTD Benchmark: 5%

National Position:

16

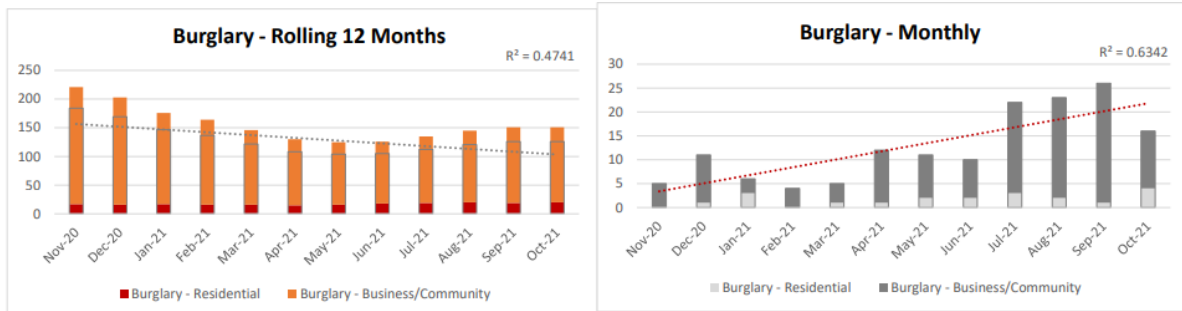


Acquisitive Crime

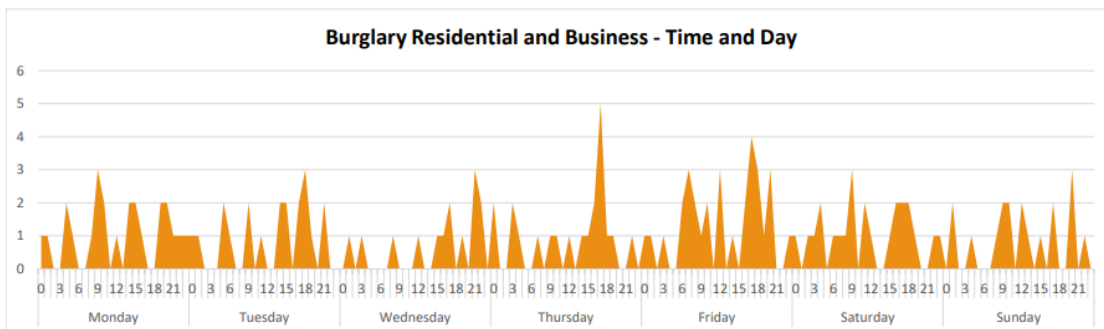
CITY OF LONDON POLICE: OFFICIAL - RECIPIENT ONLY

Burglary

The FYTD shows a 38% reduction with an increase in the September and October months.



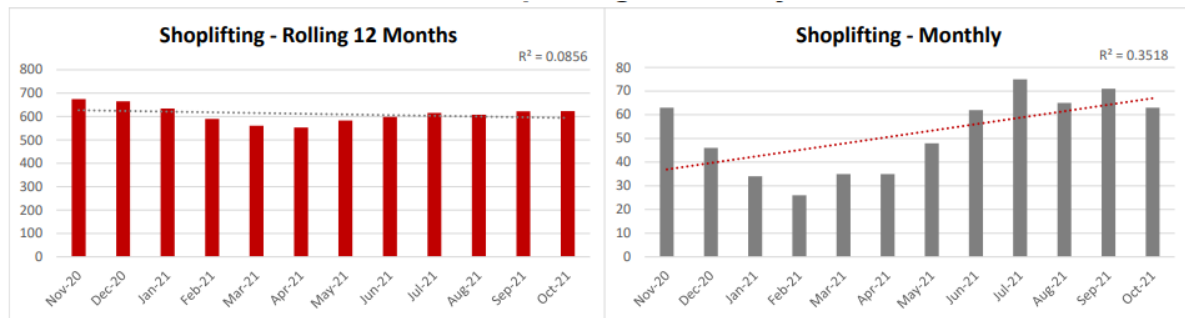
Change	* This Month	-38%	Positive Outcome Rate FYTD:	8%	National Position:	1
	* FYTD	4%				
	* Rolling 12 Month	-38%		19/20 FYTD Benchmark:		-41%



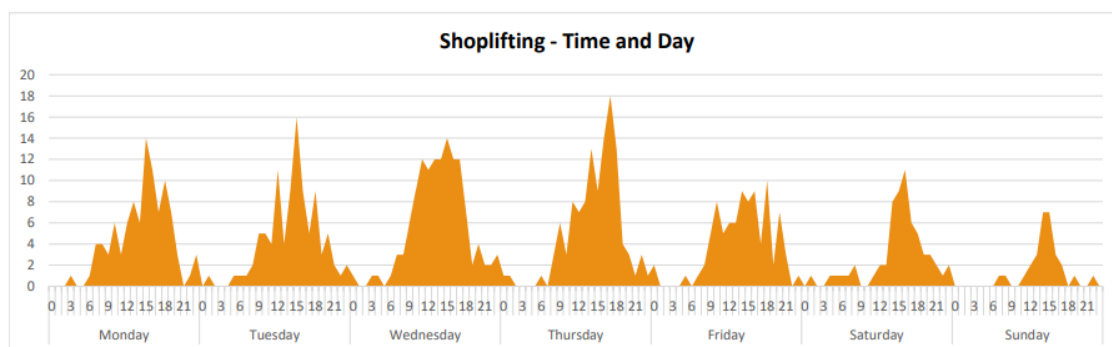
Shoplifting

City is on a 27% reduction FYTD. Seasonality shows higher levels of offending over the summer, however with the lifting of COVID 19 restrictions, shops reopening and increase footfall September saw an increase with numbers falling in October. Alcohol, food and clothes remain the items commonly taken.

CITY OF LONDON POLICE: OFFICIAL - RECIPIENT ONLY



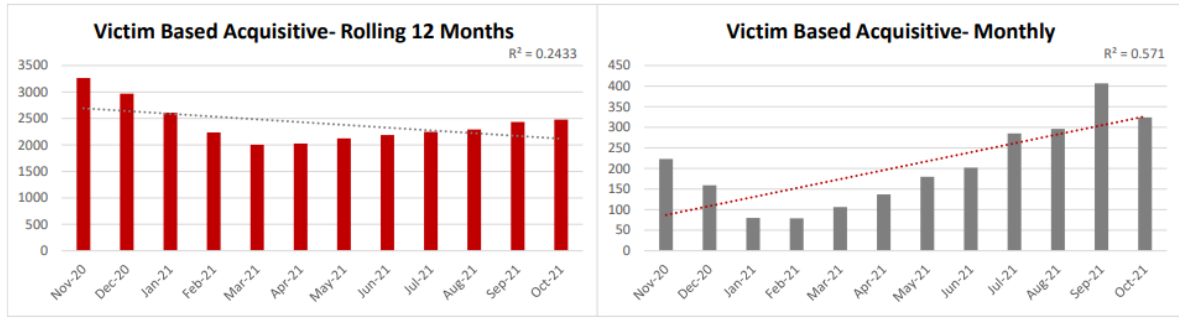
Change	* This Month	-11%	Positive Outcome Rate FYTD:	31%	National Position:	33
	* FYTD	17%				
	* Rolling 12 Month	-7%		19/20 FYTD Change:		-27%



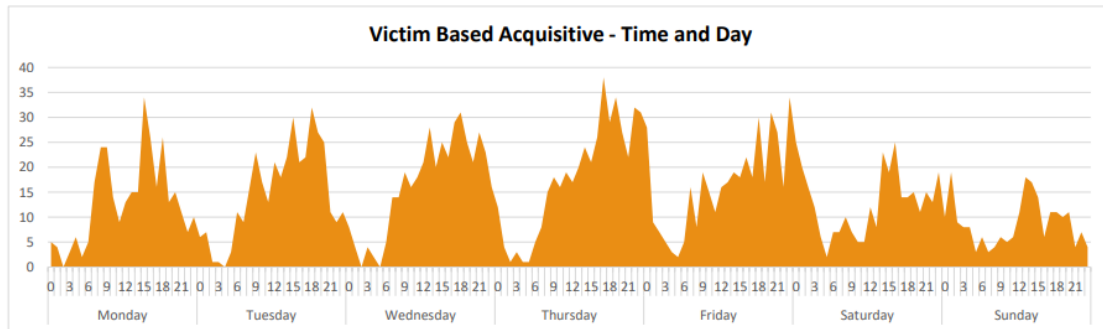
Theft from the Person

Offences have reduced for the FYTD by 47%.

CITY OF LONDON POLICE: OFFICIAL - RECIPIENT ONLY



Change	* This Month	-20%	Positive Outcome Rate FYTD:	11%	National Position:	N/A
	* FYTD	35%				
	* Rolling 12 Month	-29%		19/20 FYTD Change:		-47%

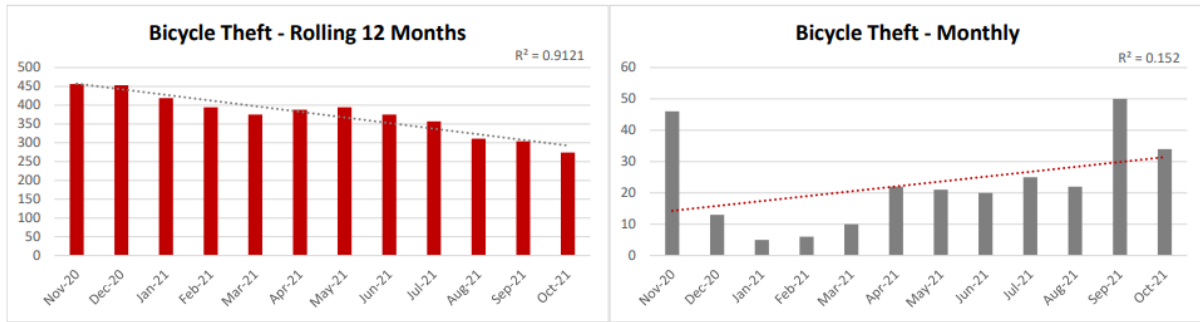


Bicycle Theft

Bicycle theft shows a 36% reduction FYTD.

The continued effort of a targeted police operation along with intelligence led patrolling has impacted this crime type.

CITY OF LONDON POLICE: OFFICIAL - RECIPIENT ONLY



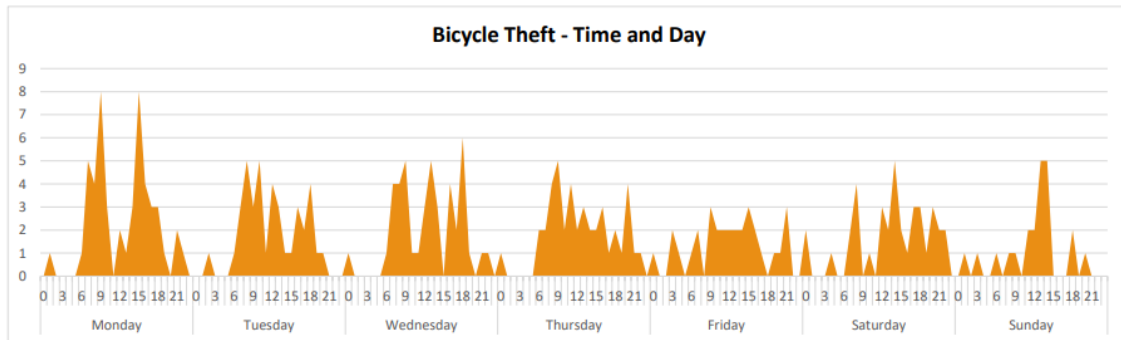
Change

* This Month	-32%
* FYTD	-34%
* Rolling 12 Month	-37%

Positive Outcome Rate FYTD: 11%

19/20 FYTD Change: -36%

National Position: 12



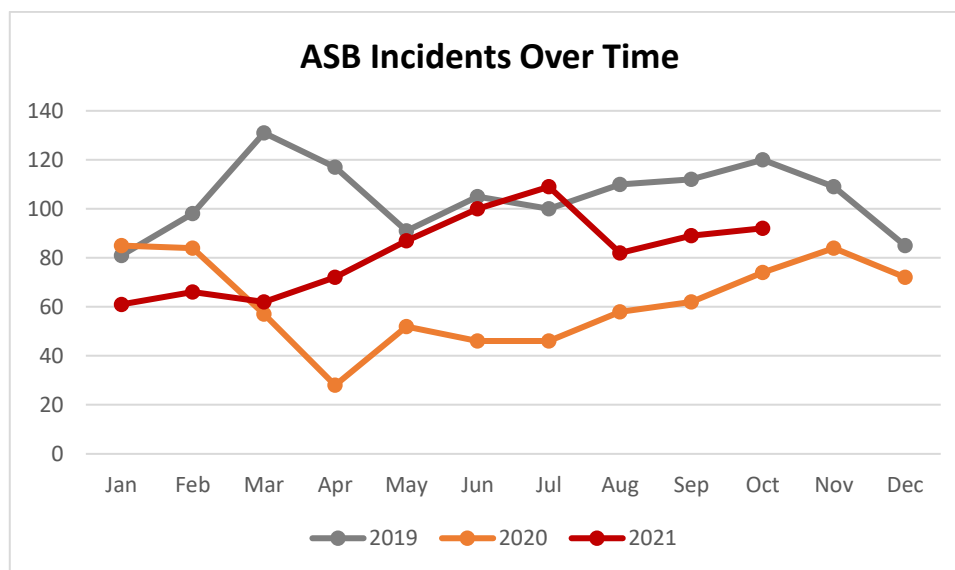
CITY OF LONDON POLICE: OFFICIAL - RECIPIENT ONLY

Anti-Social Behaviour (ASB)

a. Key Findings

- Levels of reporting decreased significantly during the first national lockdown but did not see a similar decrease for the 2021 lockdown we also did not see the sharp increase in reporting with the easing of restrictions seen in other areas.
- Levels are higher than those reported in 2020 and were like those of 2019 in the spring before decreasing significantly in August.
- There has been a noted decrease in reports of groups of youths on bicycles or skateboards causing a nuisance in this period; there were some reports relating to skateboarding or noisy gatherings but none relating to bicycles.
- The most common type of incident reported was individuals either refusing to leave a premises or public transport after being asked.
- Other key incidents reported include homeless individuals blocking entry ways, noisy gatherings or people shouting and being aggressive. There were 2 reports of inappropriate fireworks use at the end of October.
- ASB incidents this period are most likely to occur on Thursdays then reduce on Fridays before rising again during the weekend. Low numbers on Friday is a change from previous reporting periods.

b. ASB Incident Data by Month



	Jan	Feb	Mar	Apr	May	Jun	Jul	Aug	Sep	Oct	Nov	Dec
2019	81	98	131	117	91	105	100	110	112	120	109	85
2020	85	84	57	28	52	46	46	58	62	74	84	72
2021	61	66	62	72	87	100	109	82	89	92		

The number of ASB incidents began to decrease in August after a continuous rise as restrictions eased over the summer months. Reports have increased slowly since August but not to the level seen in June and July.

CITY OF LONDON POLICE: OFFICIAL - RECIPIENT ONLY

On average there have been 90.5 incidents reported a month in September and October. Compared to these months in 2020 we have seen a 33% increase in ASB reports this year however compared to 2019 there has been a decrease of 22%.

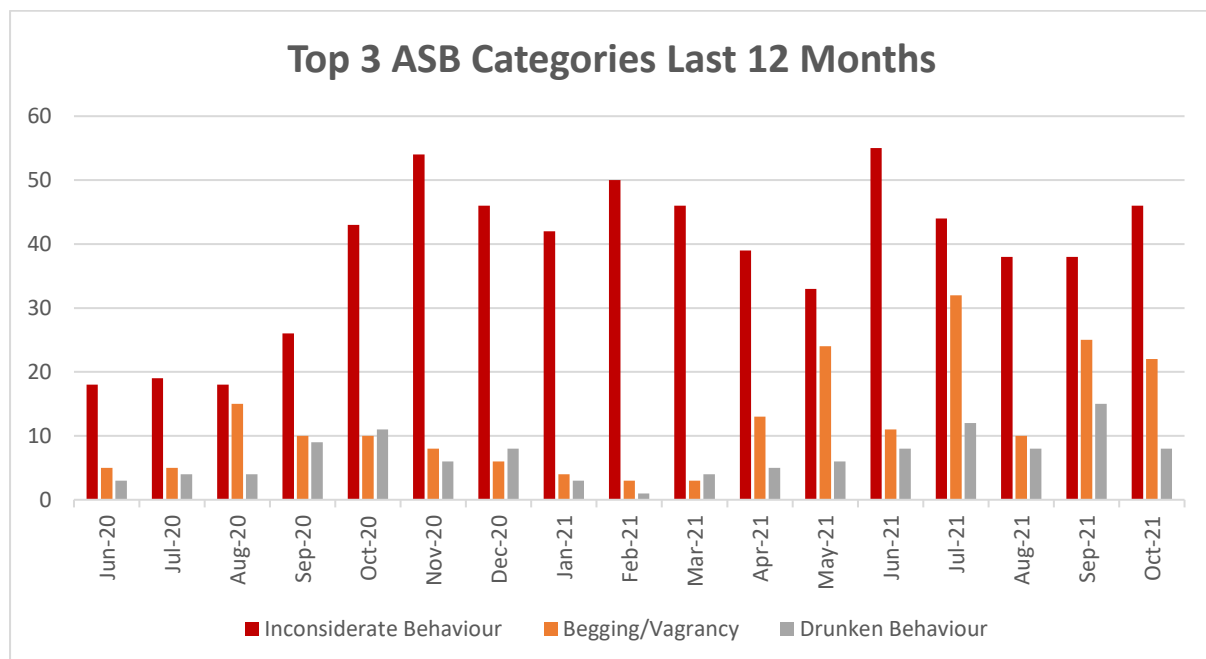
The top three wards where ASB incidents took place in the current period are Bishopsgate (38), Castle Baynard (19) and Cripplegate (18).

c. Data Breakdown September - October 2021

i. Highest Recorded Categories of ASB

In the current period **Inconsiderate Behaviour** (n=84) is the most reported category of ASB with all other categories having very few reports. The next most common are **Begging/Vagrancy** (n=47) and **Drunken Behaviour**(n=23).

After reviewing records classified as 'Inconsiderate Behaviour' some records could have been recorded in other categories in the above table as they have referred to specific behaviours such as drunkenness, playing loud music, throwing objects etc. Categorisation is based on the recording officer's interpretation and where some incidents refer to multiple categories they may have been recorded against inconsiderate behaviour as a catch-all. This could explain why it is always the most prevalent category in data returns.



The above graph shows how inconsiderate behaviour reports saw a swift drop off during the first lockdown and then a sharp increase through August-November 2020 before remaining around the 45 report a month mark since. There has been a slight increase in October in comparison to the last few months. The levels of inconsiderate behaviour are higher than in the same reporting period last year.

Begging/Vagrancy reports have seen a significant increase in this reporting period compared to the last few months and the same reporting period last year.

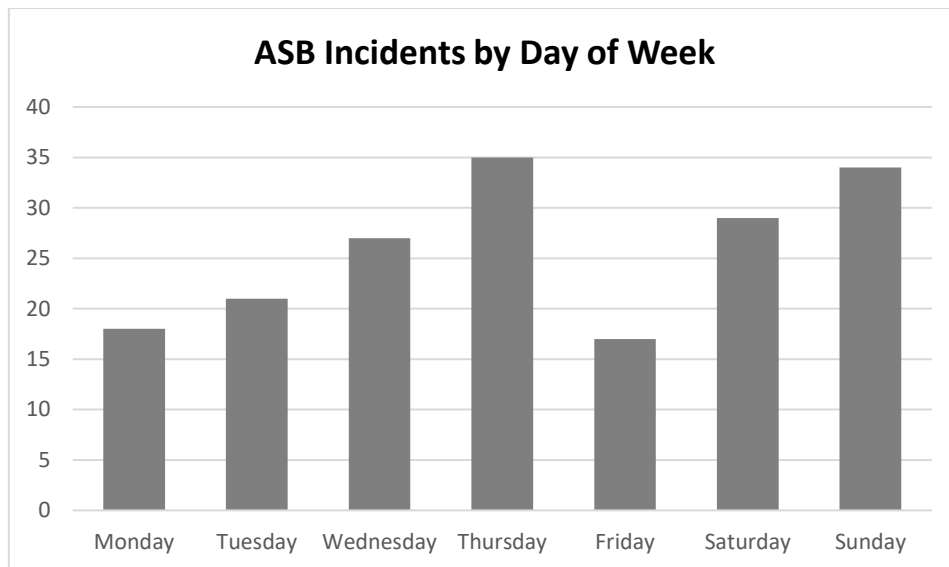
CITY OF LONDON POLICE: OFFICIAL - RECIPIENT ONLY

There has been a slight increase in Drunken Behaviour on average compared to the same period last year.

The main issue being raised in this period is individuals either refusing to leave a premises or public transport after being asked. Other key incidents reported include homeless individuals blocking entry ways, noisy gatherings or people shouting and being aggressive. There were 2 reports of inappropriate fireworks use at the end of October. A new theme emerging in reporting in the last couple of months seems to be people reporting groups suspected to be using drugs or smell of drugs coming from neighbouring properties.

ii. Days of Week

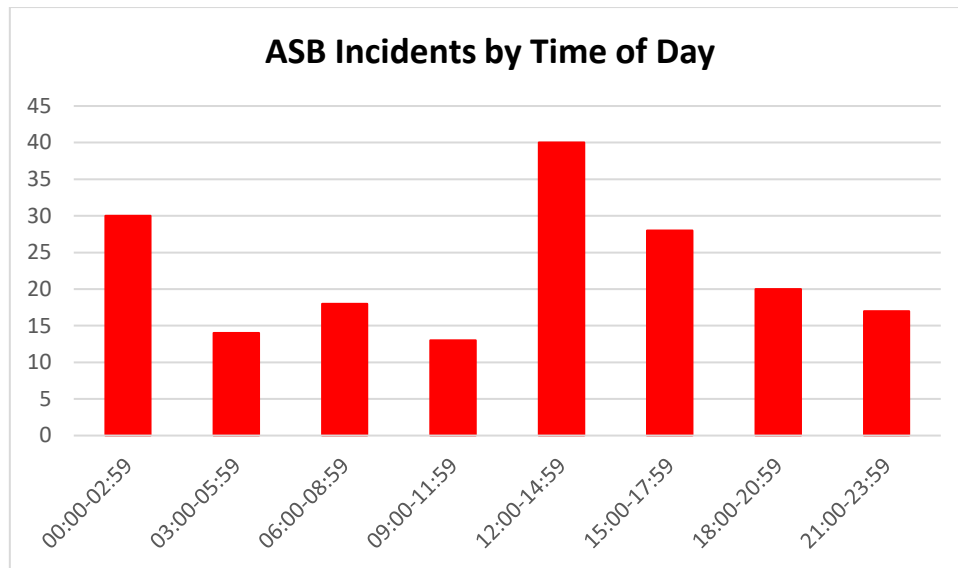
In the current period. Incidents are more commonly reported on Thursdays and Saturdays and Sundays lowest reporting levels occur on Fridays and Mondays. This is similar to the last reporting period in terms of Thursday and Saturday but we generally receive more reports on Fridays.



iii. Time of Day

Reporting times of all ASB incidents in the current period are shown in the below graph broken down by three hour periods across the day. Incident reports occur most frequently from the afternoon into the evening peaking between 12:00 -14:59 they also increase again between 00:00 – 02:59 and are at their lowest between 09:00 and 11:59

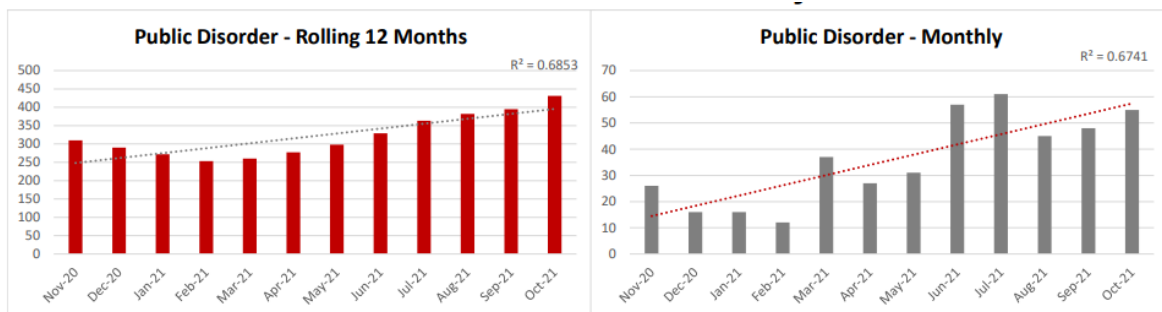
CITY OF LONDON POLICE: OFFICIAL - RECIPIENT ONLY



Public Disorder

Public Disorder

Currently public disorder, which in the City is either linked to protest activity or the night-time economy, shows an increase. The FYTD shows a 11% increase in offences, likely to be due to the increased footfall and the increased number of protest activity within the City footprint.

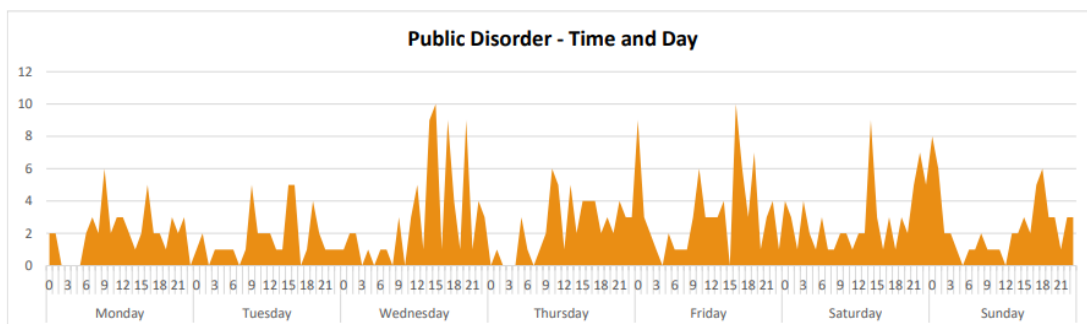


Change	* This Month	15%
	* FYTD	112%
	* Rolling 12 Month	30%

Positive Outcome Rate FYTD: 19%

19/20 FYTD Change: 11%

National Position: 22



CITY OF LONDON POLICE: OFFICIAL - RECIPIENT ONLY

Prevent

Referrals

The Prevent team has received 2 referrals during this period. One has been dealt with by a separate Local Authority and the second CoLP are managing with CoL partners.

Engagement/Meetings/Training/Media

Prevent Induction sessions delivered monthly via Teams to transferees and new starters to the force as well as new student officers.

We have trained x2 Prevent champions in sector policing and this training will expanded across uniform groups in due course.

Awareness training has continued both internal and with external partners including COL Members and a number of businesses.

Regional Meeting/Training

The Prevent Team are continuing to work with the Prevent teams from around the country looking at the best ways to develop best practice.