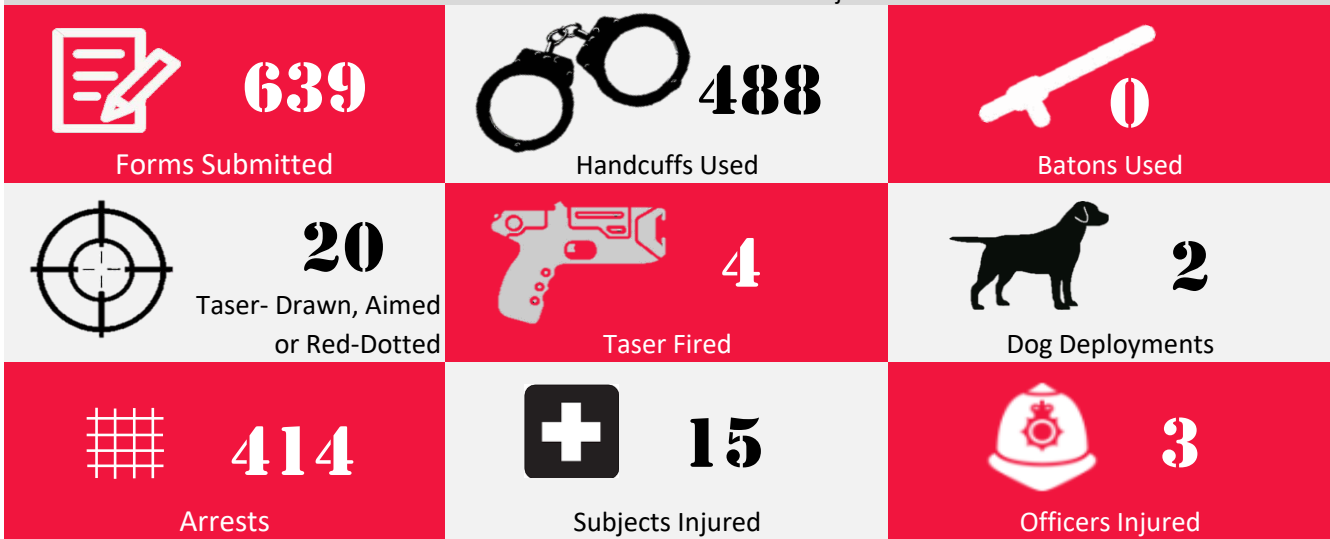
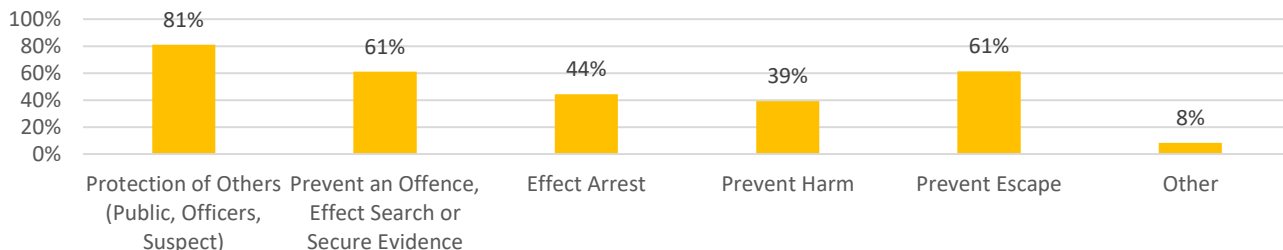


Use of Force Summary Q4 2021/22 (1st January - 31st March 2022)

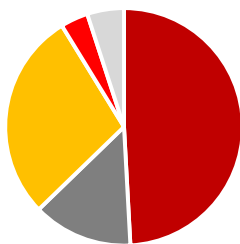
This summary provides an insight into the number of submitted use of force forms. More than one form can be submitted for an incident if multiple officers are involved. Each form can also include multiple reasons for the use of force and/or multiple tactics. Details of the subject on the forms submitted will be duplicated due to these repetitions. Therefore the below are an indication of the content of the forms themselves and are not a reflection of the exact number of incidents or subjects.



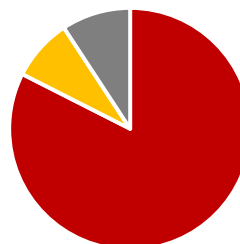
Reason for Use of Force (% of all forms)



Subject Ethnicity Subject Gender

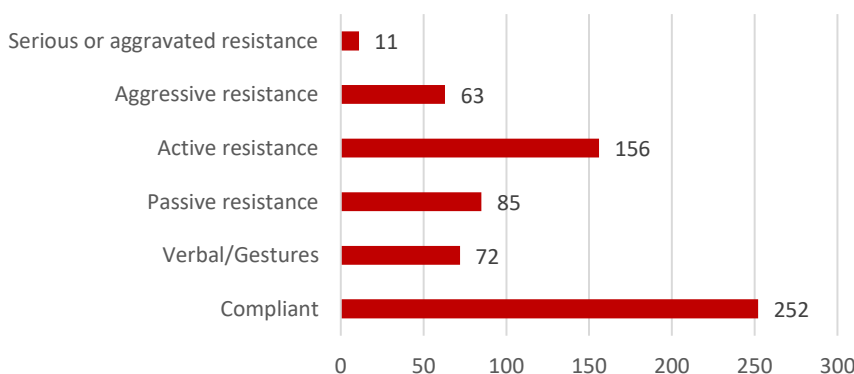


- 49% White
- 14% Asian
- 28% Black
- 4% Other
- 8% Not Recorded



- 82% Male
- 8% Female
- 9% Not Recorded

Conduct of Subject



18%
of forms involved subjects believed to have mental health issues

4%
of forms involved juveniles

