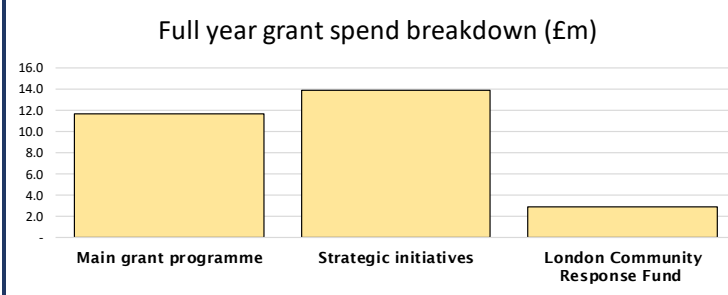
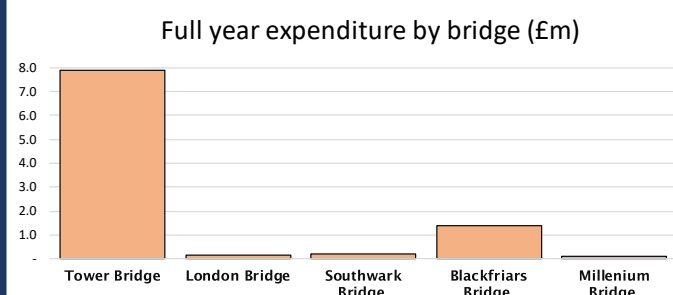
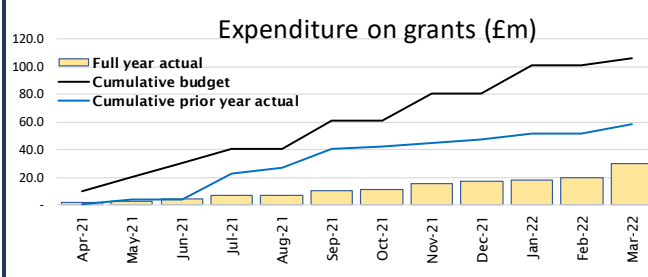
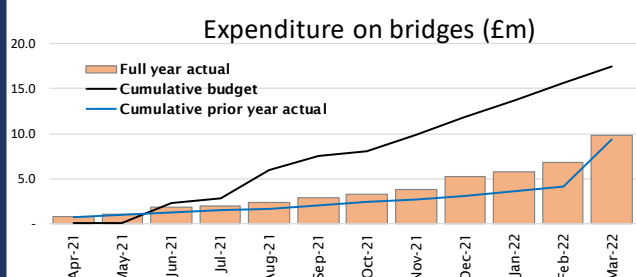
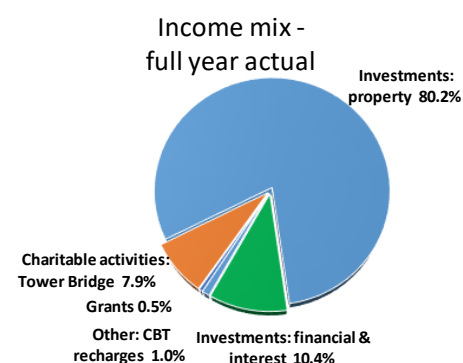
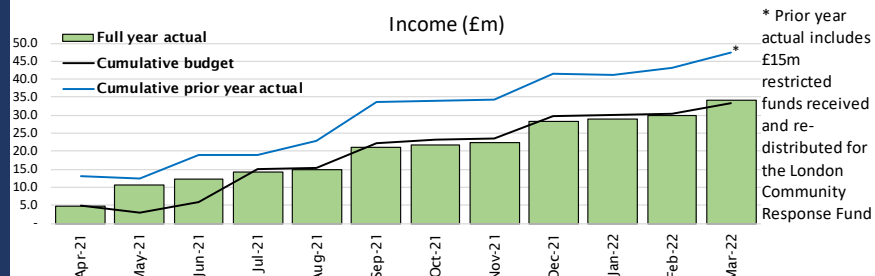


Appendix 3 – Financial Reporting Dashboard

FINANCIAL DASHBOARD

Bridge House Estates

March 2022 (unaudited)



Balance sheet summary

Assets/liabilities:	Actual (£m)
Fixed assets	1,779.3
Current assets	53.6
Total liabilities	(115.3)
Net assets	1,717.6
Charity funds:	
Permanent endowment funds	1,029.9
Restricted funds	0.3
Unrestricted income funds	687.4
Total charity funds	1,717.6

Income & expenditure summary

	FY actual (£m)	FY budget (£m)
Income	39.3	33.2
Expenditure	(64.1)	(144.3)
Subtotal	(24.8)	(111.1)
Gains/(losses)	99.2	69.3
Net movement in funds	74.4	(41.8)