

Quarterly Licensing Report

Q4 2022

In Q4 2022 **367** Theft from Licensed Premises (TFLP) offences and **107** Violence Against the Person offences (VAP) were reported to the City of London Police.

Compared to the same period the year before (Q4 2021):

- TFLP **increased by 49%**
- VAP **decreased by 38%**

While TFLP has been increasing during 2022 it has not reached the levels that it was at before the Pandemic. Compared to Q4 2019 TFLP was **46%** less in Q4 2022.

VAP offences have remained at a relatively low level throughout 2022. Violence with Injury offences (GBH, ABH, Spiking) decreased by **47%** compared to Q4 2021. Such offences are associated with the greatest **crime harm***. As a result, while the overall crime volume increased (by 13%) between Q4 2021 and Q4 2022, crime harm almost halved (92% reduction).

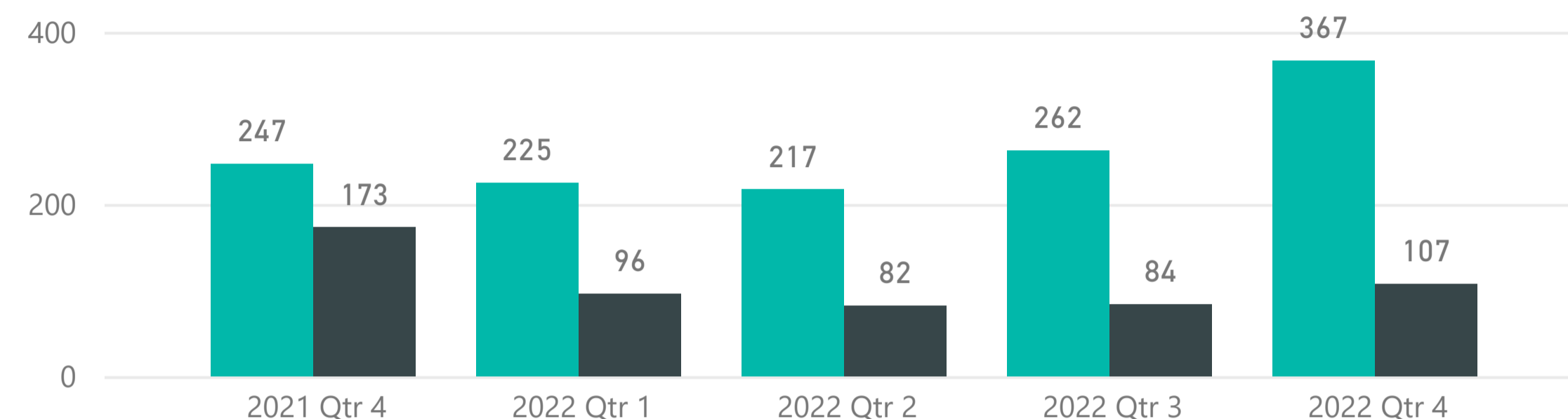
*Crime Harm is measured by the Cambridge Crime Harm Index (CCHI).

% Change Offences between Q4 2021 and Q4 2022

Crime Grouping	Q4 2021	Q4 2022	% change
Theft	247	367	49%
VAP	173	107	-38%
Total	420	474	13%

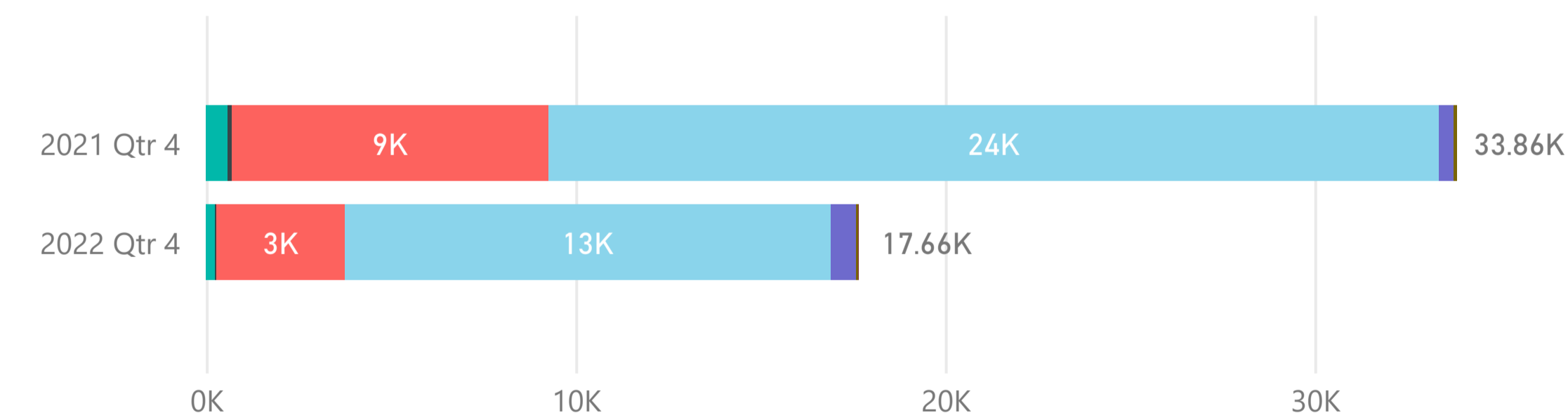
Theft & VAP Occurrences in LPs by Quarter

Crime Grouping ● Theft ● VAP



CCHI Score by Year, Quarter and Crime Type

Crime Type ● ABH ● Common Ass... ● GBH ● Making off ... ● Malicious C... ● Spiking ● Theft - other ...



Theft

11th to 15th Jan 2023

There were 367 TFLP in Q4 2022 compared to 247 TFLP offences in Q4 2021 (a **49% increase**). This increase is due to the rise in Theft-Other offences, which are largely bag/laptop thefts.

TFLP tends to peak during the festive period (Oct-Dec) because of increased NTE activity. However, in 2021 TFLP dropped sharply because of the government's introduction of Plan B COVID restrictions on 9th December 2021. This means that TFLP was artificially low in Q4 2021. While TFLP increased in 2022, it is still not at the level it was before the pandemic. In Q4 2022 TFLP was **-46%** less than it had been in Q4 2019 (463 offences).

% Change Theft Offences in LPs

Crime Type	Q4 2021	Q4 2022	% change
Theft - other - including theft by finding	200	340	70%
Theft from the person of another	42	21	-50%
Theft from shop - shoplifting		3	
Making off without payment - Bilking	5	2	-60%
Theft by employee		1	
Total	247	367	49%

Q4 2022 TFLP Trends:

In Q4 2022 the LPs with the highest number of TFLP offences were:

- Kings Stores (Widegate Street)
- The Pavilion End (Watling Street)
- The Sugar Loaf (Cannon Street)

41% of TFLP offences occurred in Premises in the South Sector.

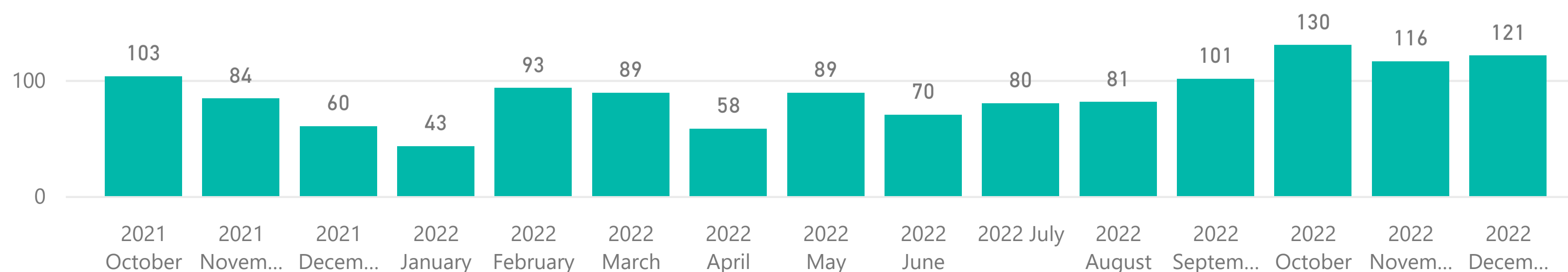
Peak times were 1900 and 2100 on Thursdays

Offences tended to occur from 6pm onwards on Thursdays (26%), Wednesdays (19%) and Fridays

Venues with 5+ Theft Offences in Q4 2022

Venue	Street	Q4 2022
Kings Stores	WIDEGATE STREET	13
The Pavilion End	WATLING STREET	13
The Sugar Loaf	CANNON STREET	11
Golden Fleece	QUEEN STREET	9
The Jamaica Wine House	ST MICHAEL'S ALLEY	8
The Globe	MOORGATE	7
The Ned	POULTRY	7
Ye Olde Watling	WATLING STREET	7
Eataly	BISHOPSGATE	6
The Albion	NEW BRIDGE STREET	6
The Fable	HOLBORN VIADUCT	6
The Rising Sun	CARTER LANE	6
Farringdon Tap	FARRINGDON STREET	5
Juno Rooms	WATLING STREET	5
The Bootlegger's Club	LIME STREET	5
The Hydrant	MONUMENT STREET	5

Monthly Theft Offences in LPs Oct 21 - Dec 22



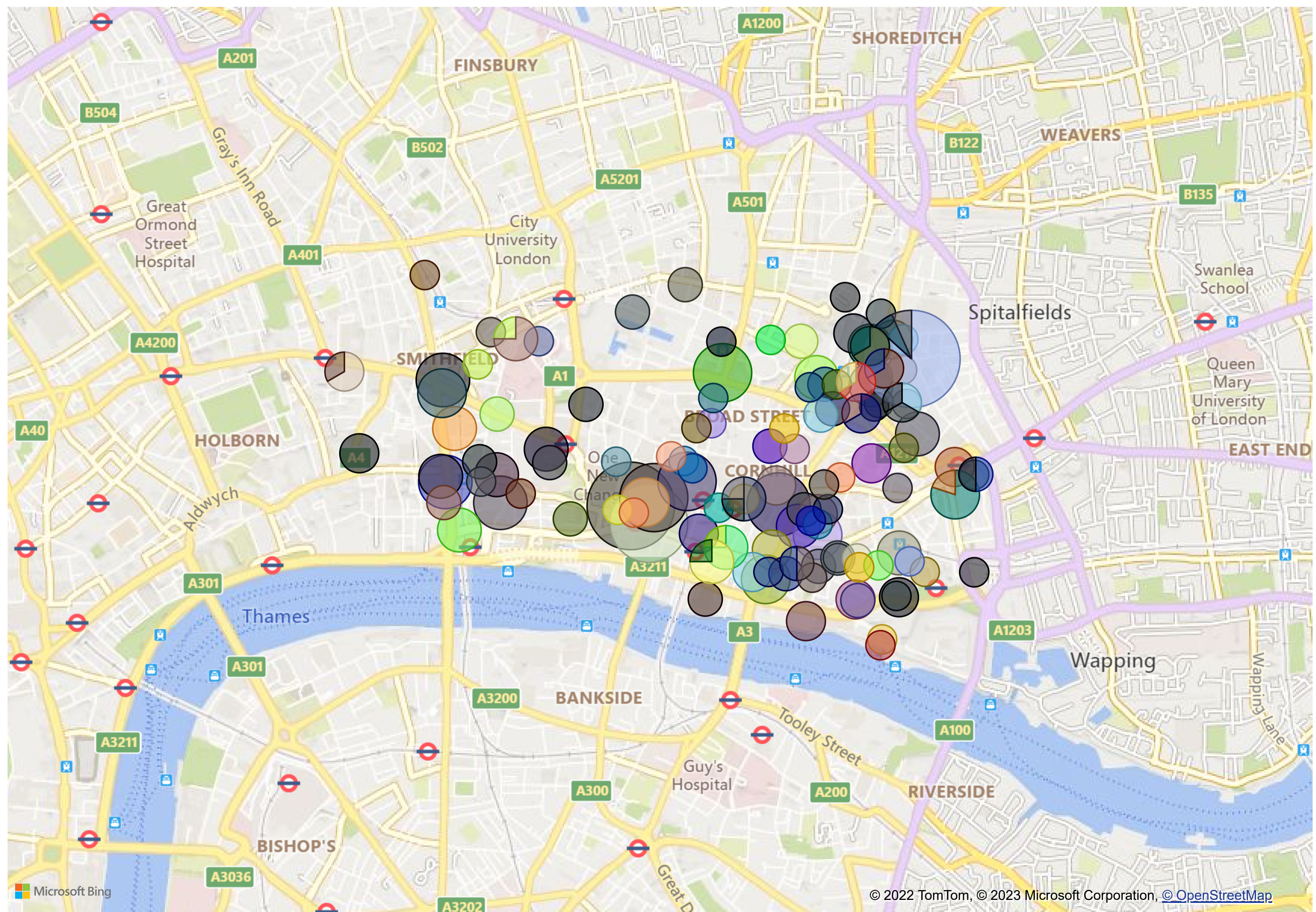
Theft Offences Q4 2022 by Sector

Sector	Q4 2022	%GT Q4 2022
EAST	46	12.53%
NORTH	96	26.16%
SOUTH	152	41.42%
WEST	73	19.89%
Total	367	100.00%

Theft Cont.

Q4 Theft Offences by Venue Location

Venue ● 1 Lombard... ● All Bar One ● Andaz ● Balls Broth... ● Barbican A... ● Be At One ● Black Sheep ● Brewdog ● Bunch of G... ● Burger & L... ● Caffe Verg... ● Camino ▶



Q4 2022 Theft Offences by Day and Hour

Hour	Monday	Tuesday	Wednesday	Thursday	Friday	Saturday	Sunday
0			1	1	4	4	2
1				1	3		1
2					4	1	1
4							2
5			1				
6		1					1
7			1	1			
8			1				
9			2	1			
10					1		1
11	1		1			1	
12	2	1			1		1
13	1		1	1	2		1
14	1					2	1
15	2		1				
16		1		3		1	1
17	1	3	5	8	5	2	
18	4	6	16	16	13		2
19	2	18	13	25	12	3	
20		5	15	17	8	2	
21	2	9	10	23	6	1	
22		3	8	10	8	1	
23	1	1	6	5	8	1	

VAP

There were 107 VAP in LP offences in Q4 2022 compared to 173 offences in Q4 2021, this represents a **38% decrease**.

GBH, ABH, Spiking and Common Assault offences all decreased between Q4 2021 and 2022. There were 2 Malicious Communications and Threat to Kill incidents in Q4 2022 compared to none in Q4 2021. Both of these offences related to incidents between LP employees.

VAP tends to peak during the festive period (Oct-Dec) because of increased NTE activity. VAP followed this pattern in 2022. It was higher in Q4 than it had been throughout the previous Quarters (24% higher than compared to Q3 2022). However, it remains that TFLP was both lower than during the festive period the previous year and before the pandemic (15% less than Q4 2019).

% Change VAP Offences in LPs

Crime Type	Q4 2021	Q4 2022	% change
Common Assault	77	54	-30%
ABH	43	24	-44%
Spiking	44	24	-45%
GBH	9	3	-67%
Malicious Comms		1	
Threats to Kill		1	
Total	173	107	-38%

Q4 2022 VAP in LP Trends:

In Q4 2022 the LPs with the highest number of VAP offences were:

- Sushi Samba (Bishopsgate)
- Eastcheap Records (Eastcheap)
- Dorsett City (Aldgate High Street) - VQ bar

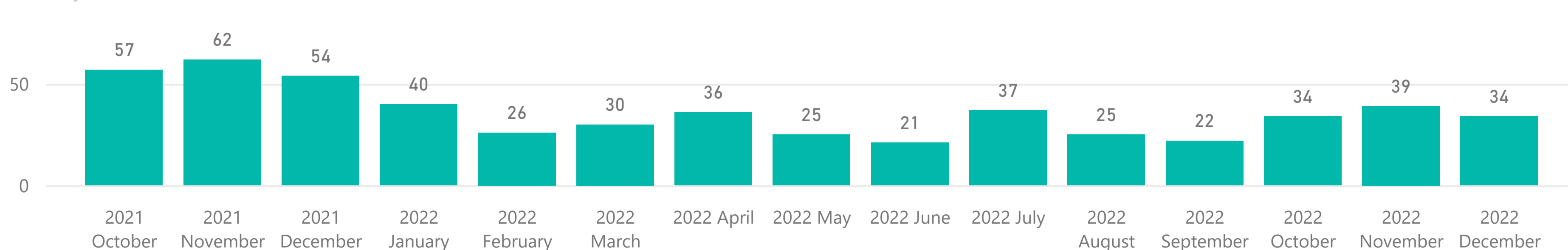
48% of VAP offences occurred in Premises in the South Sector.

Over half (56%) the offences occurred on Fridays and Saturdays

Venues with 4+ VAP Offences in Q4 2022

Venue	Street	Q4 2022
Sushi Samba	BISHOPSGATE	7
Eastcheap Records	EASTCHEAP	6
Dorsett City	ALDGATE HIGH STREET	5
Core	QUEEN STREET	4
Dirty Martini	BISHOPSGATE	4
Forge	CORNHILL	4
Popworld	WATLING STREET	4
Revolution	LEADENHALL STREET	4
Woodins Shades	BISHOPSGATE	4

Monthly VAP Offences in LPs Oct 21 - Dec 22



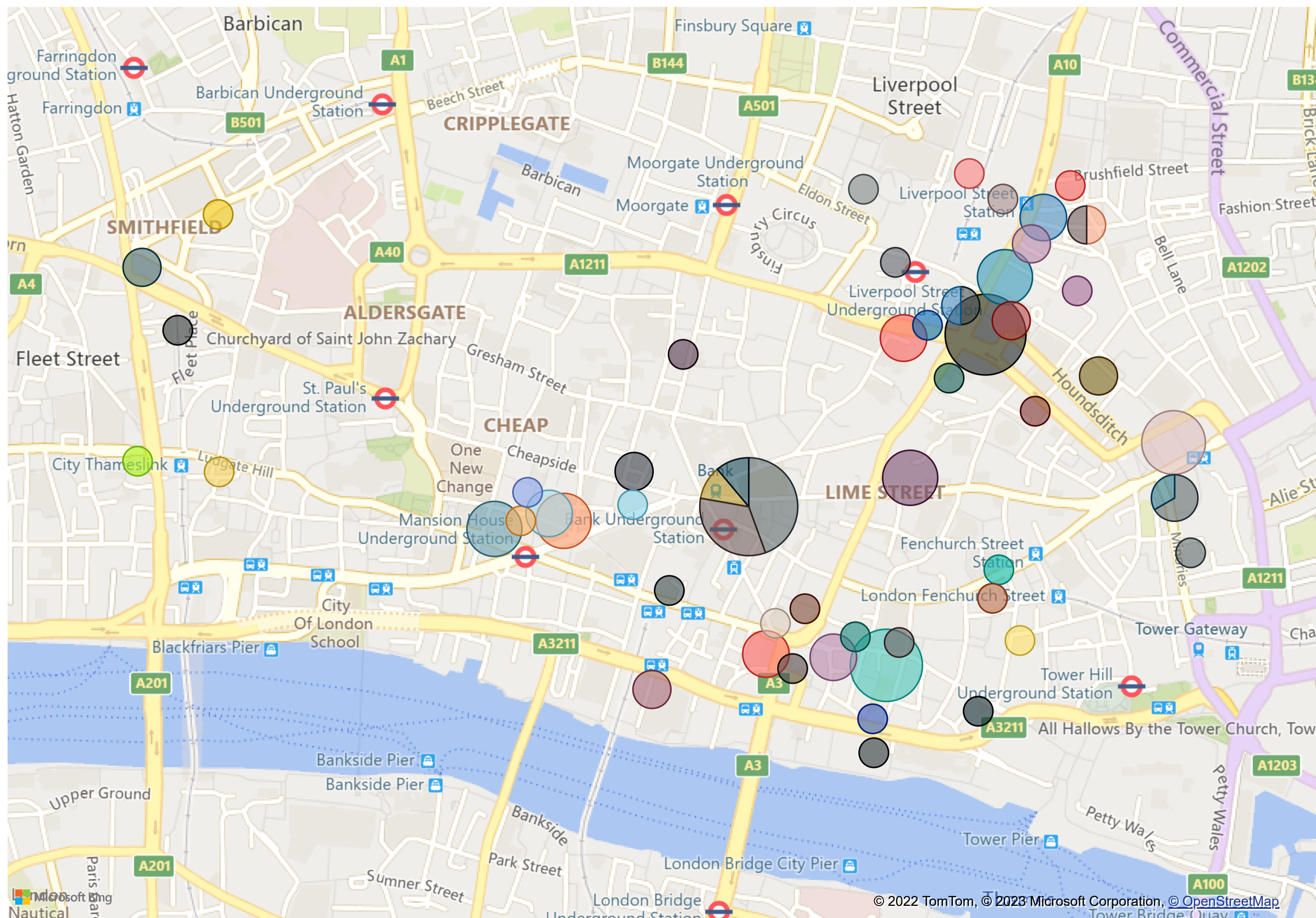
VAP Offences Q4 2022 by Sector

Sector	Q4 2022	%GT Q4 2022
WEST	6	5.61%
EAST	19	17.76%
NORTH	31	28.97%
SOUTH	51	47.66%
Total	107	100.00%

Theft Cont.

Q4 VAP Offences by Venue Location

Venue ● 14 Hills ● All Bar One ● Be At One ● Bird Of Smithfi... ● Cococure ● Coq D'argent ● Core ● Devonshire ... ● Dirty Martini ● Dorsett City ● Eastcheap R... ● Forge ▶



Q4 2022 VAP Offences by Day and Hour

Hour	Monday	Tuesday	Wednesday	Thursday	Friday	Saturday	Sunday	
0		1		1		2	3	5
1						5	5	2
2						5	1	2
3				1	1	4		
4								3
5								1
15							1	1
16							3	
17			2	1			1	
18	1					2		
19				1		3		1
20				2		2	1	
21				1	1	3	3	1
22		2	2	1	3	3	5	
23			1	5	5	5	2	

CCHI Score by Year, Quarter and Crime Type

Crime Type ● ABH ● Common Assa... ● GBH ● Malicious Co... ● Spiking ▶

