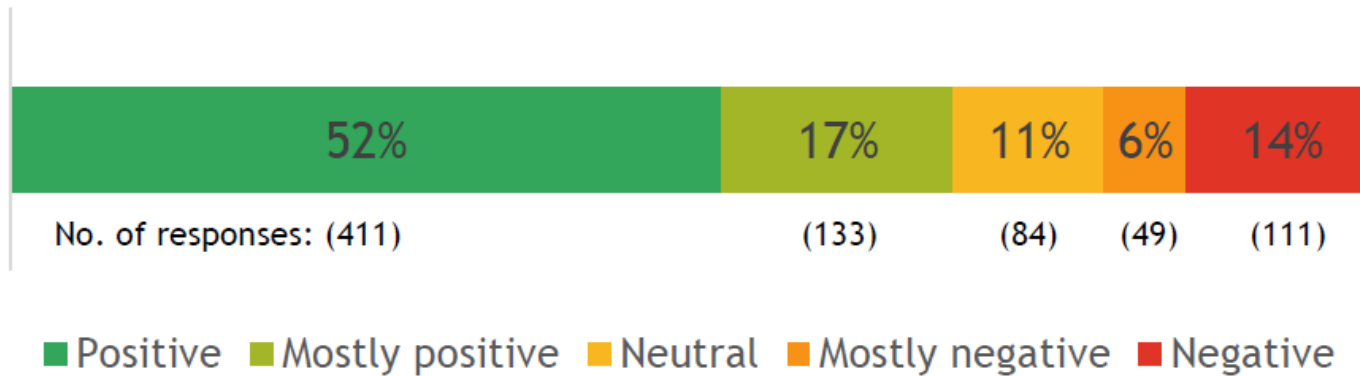


Overall Sentiment Across All 5 Neighbourhoods

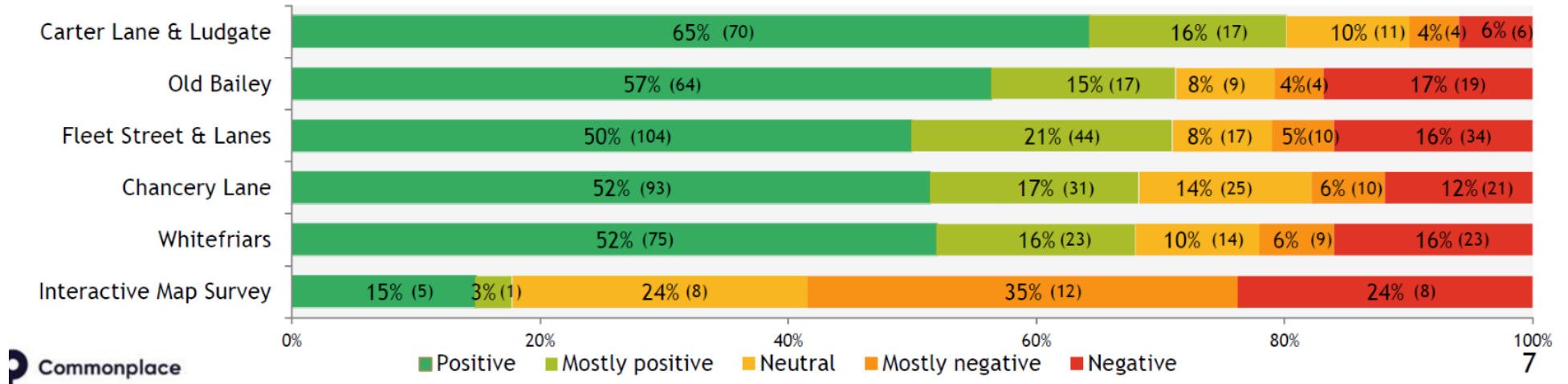
Overall Sentiment Across All 5 Neighbourhoods



Overall Sentiment Across All 5 Neighbourhoods

52% Positive (411 responses) / 17% Mostly positive (133 responses) / 11% Neutral (84 responses) / 6% Mostly negative (49 responses) / 14% Negative (111)

Overall Sentiment Across Each of the 5 Neighbourhoods
(actual number of responses shown in brackets)



Overall Sentiment Across Each of the Neighbourhoods (actual number of responses shown in brackets)

Carter Lane and Ludgate

65% Positive (70 responses) / 16% Positive (17 responses) / 10% Neutral (11 responses) / 4% Mostly negative (4 responses) / 6% Negative (6 responses)

Old Bailey

57% Positive (64 responses) / 15% Positive (17 responses) / 8% Neutral (9 responses) / 4% Mostly negative (4 responses) / 17% Negative (19 responses)

Fleet Street & the Lanes

50% Positive (104 responses) / 21% Positive (44 responses) / 8% Neutral (17responses) / 5% Mostly negative (10 responses)/ 16% Negative (34 responses)

Chancery Lane

52% Positive (93 responses) / 17% Positive (31 responses) / 14% Neutral (25 responses) / 6% Mostly negative (10 responses)/ 12% Negative (21 responses)

Whitefriars

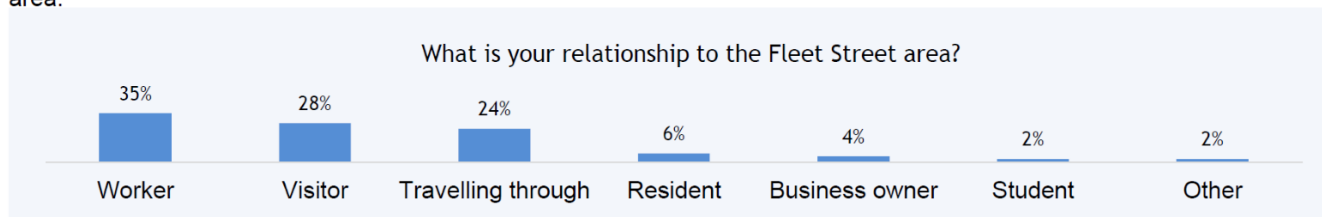
52% Positive (75 responses) / 16% Positive (23 responses) / 10% Neutral (14 responses) / 6% Mostly negative (9 responses)/ 16% Negative (23 responses)

Interactive Map Survey

15% Positive (5 responses) / 3% Positive (1 response) / 24% Neutral (8 responses) / 35% Mostly negative (12 responses)/ 24% Negative (8 responses)

Overall: Area Relationship

Workers (35%), visitors (28%) and those travelling through the area (24%) were the three main relationship types to the area.



Overall: Area Relationship

Workers (35%), visitors (28%) and those travelling through the area (24%) were the three main relationship types to the area.

35% Worker / 28% Visitor / 24% Travelling through / 6% Resident / 4% Business owner / 2% Student / 2% Other

