



INCLUSIVITY
PROGRAMME

COMPLIANCE

LAUNCH -
PRESENT

725 Focus On Sessions

698 Inclusivity Launch

150 PRAP Launch

95 Mentivity

Number of attendees
per module

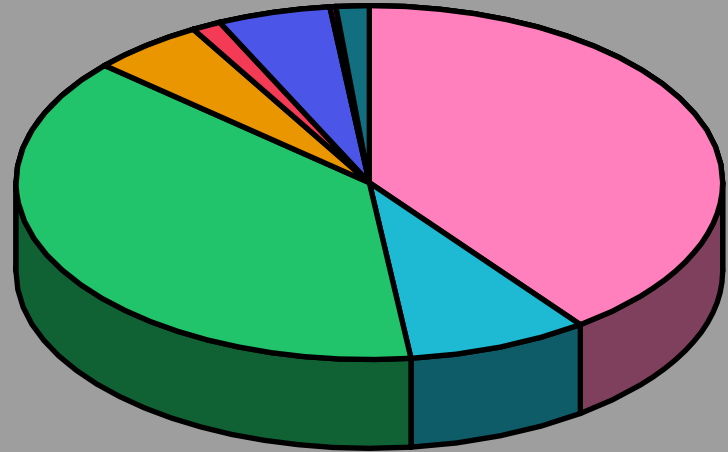
95 Active Bystander

28 Ethical Dilemmas

25 Narrative Alchemy

6 Community Initiative

Percentage of workforce undertaking each module



■ Focus On Sessions ■ PRAP Launch ■ Inklusivity Launch
■ Mentivity ■ Narrative Alchemy ■ Active Bystander
■ Community Initiative ■ Ethical Dilemmas

Focus On Sessions	44.60%
PRAP Launch	9.30%
Inklusivity Launch	43.00%
Mentivity	5.80%
Narrative Alchemy	1.50%
Active Bystander	5.80%
Community Initiative	0.30%
Ethical Dilemmas	1.70%

1622 employees are eligible to undertake a module, with the mandatory requirement of 2 modules per PDR year.

Compliance at this stage will be monitored and recorded on PDRs via individual line managers as well as through registration processes and attendance sheets.

Considerations

This data does not account for those employees taking part in multiple modules.

Number of sessions per module vary as to restrictions of attendee numbers.

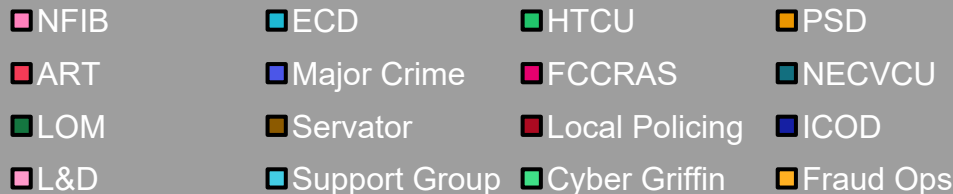
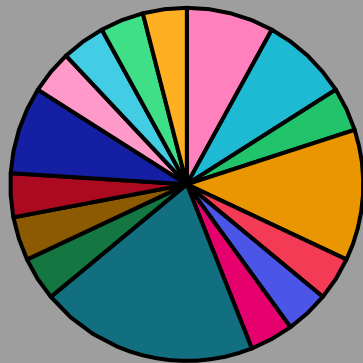
Focus on sessions, PRAP Launch and Inklusivity Launch are available to view online, however viewer details cannot be recorded hence affecting the uptake data available.

Focus on sessions have the most uptake, and understanding why should consider accessibility, length, number of sessions. Focus on sessions were online, 1 hr long, and have no registration process, hence increasing accessibility. This module also has the greatest number of sessions with no restriction on number of attendees.

Below is a breakdown of data for the Narrative Alchemy Module. This shows a varying aspects of attendee uptake data including departmental uptake, gender ratio and officer/staff ratio.

Limitations on gathering data to produce this for all modules, include resource, registration process, IT systems and attendee numbers.

Departmental Uptake Breakdown of 25 attendees



NFIB	8.00%
ECD	8.00%
HTCU	4.00%
PSD	12%
ART	4%
Major Crime	4%
FCCRAS	4%
NEVCU	20%
LOM	4%
Servator	4%
Local Policing	4%
ICOD	8%
L&D	4%
Support Group	4%
Cyber Griffin	4%
Fraud Ops	4%

