

























Burnham Beeches and Stoke Common Summary Risk Register

Generated on: 23 October 2024



| Risk score indicator key. | | |
|---|---|---|
|  |  |  |
| RED | AMBER | GREEN |

Rows are sorted by Risk Score

| Risk code | Risk title | Current risk score | Current risk score indicator | Target risk score | Target risk score indicator | Direction of travel (since last assessment) | Flight path (last 10 assessments) |
|-----------------|---|--------------------|---|-------------------|---|---|-----------------------------------|
| ENV-NE-BBSC 002 | Negative impacts of visitor pressure | 16 |  | 12 |  |  | _____ |
| ENV-NE-BBSC 005 | Negative impacts from pests and diseases | 16 |  | 12 |  |  | _____ |
| ENV-NE-BBSC 009 | Decline in condition of assets | 16 |  | 12 |  |  | _____ |
| ENV-NE-BBSC 001 | Budget pressures | 12 |  | 6 |  |  | _____ |
| ENV-NE-BBSC 004 | Negative impacts of development and encroachment | 12 |  | 12 |  |  | _____ |
| ENV-NE-BBSC 006 | Adverse impacts of extreme weather and climate change | 12 |  | 12 |  |  | _____ |
| ENV-NE-BBSC 008 | Pollution | 8 |  | 8 |  |  | _____ |

N.B. Risks with an identical current and target score are those which we have mitigated to the lowest level possible at present. However, we continue to undertake a range of actions to maintain them at their current score, keep them under continual review, and seek opportunities to reduce the level of risk.