

## **APPENDIX 2 - FINSBURY CIRCUS GARDENS - EVENT INFORMATION**

### **Introduction**

Finsbury Circus Gardens is the largest public green space within the City of London.

The garden has recently seen a major redevelopment of the site, it has been designed as a multifunctional space that can be enjoyed most of the time, by the public as a tranquil and beautiful environment but has also been designed to accommodate events and activities. It is the only site within the Square mile that can host major events and it offers a unique setting within the heart of the City of London.

The following information may help you decide if Finsbury Circus Garden is suitable for your event.

### **City Gardens Event Policy**

This document is a supplement to the City Gardens Event Policy and should be read in conjunction with that document. This document sets out site specific information required to hold an event in Finsbury Circus.

The site has been designed with events in mind.

Plan 1 & 2 Event Layout Scenarios, show a layout of the garden and specifically:

- The location of power and water outlets
- Suggested stage area
- suggested screen area on hardstanding.
- Area of paving designed to take heavier vehicles

### **Byelaws**

There are specific Byelaws for Finsbury Circus Gardens that are set under the Various Power Act of 1900. In summary the following restricted activities may be relevant to proposed events:

- No person shall cut, break, pluck, take a way or otherwise damage, injure or interfere with the trees, shrubs, plants, flowers, grass, birds, birds' nests, walks, seats, edging or other things in the Garden
- No person may sell, or offer or expose for sale any article
- No person may gamble
- No person shall hold or invite person to hold or assemble any meeting in the Garden. This includes political and religious discussions
- No person shall play or take part in any game in the Garden unless the space is specifically set apart by City Gardens for the game
- No individuals or bands may play an instrument of music, except with the permission of the Corporation and at such parts of the garden as they may appoint for that purpose
- No person may bring a dog into the garden unless on a lead

## **Event Guidance**

### **Capacity**

Capacity of the event is for the event organiser to calculate, but will be determined on the type of event and available lawn and hardstanding space and if the event is open to the public. Plan 2 shows area measurements of the lawn and sections of paving.

### **Audio Equipment**

It is suggested that the speakers of any amplified music point to the east as there are a large number of residential properties to the west.

### **Timings:**

No event can start before 8am or run later than 11pm.

### **Electrical Feeds:**

There are 4 electrical feeds within the garden. The locations of which are identified in plan 1.

- 3no retractable feeder pillar for outdoor use c/w outlet box unit, with stainless steel cover to match landscape architectural design. As POP UP PUPS 05 63A Single Phase with 6x no. 16 amp 2P sockets with RCBO protection 2x no. 32 amp 2P sockets with RCBO protection
- 1no in ground outlet box unit for outdoor use, with stainless steel cover to match landscape architectural design. As POP UP PUPS 02 5050 62A Single Phase with 6x socket 2p 16A with RCBO protection

### **Water Points**

There are a number of water points available, but only one potable water point; the locations of which are identified in plan 1

### **Vehicle Access**

The southern gate and an area of path inside those gates leading up to the lawn and the gardeners yard has been constructed to take 16.5 tonne vehicles. Outside of these areas there is a strict gross vehicle weight restriction of 3.5 tonnes on all paths and no vehicles are allowed on the grass. The area for the 16.tonne vehicles is shown on plan 1

### **London Underground Tunnel**

There is a shallow tunnel that runs east to west directly under the centre of the garden. There are weight restrictions within this area and it may be necessary to get permission from Transport for London for any significant structures that may sit on top of this tunnel. Please see plan 1 for location of the tunnel.

### **Pedestrian Access/ exit Points**

Please see attached plan 1 for locations and widths of pedestrian exits and access points.

The East entrance is not accessible /DDA compliant as the slope is too great.

Gate measurements:

Within the site exist 3 exit gates at 2.8m widths each and 1 (northern gate), totalling 1.4m

### **Evacuation rates :**

Organisers of large events will need to calculate emergency evacuation rates.

A flow rate of 66 persons per minute, per metre, (for evacuation of the event) will be used. Therefore the 2.8m gates each have an evacuation rate of 184.8 people per gate per minute

And the 1.4m gate has an evacuation rate of 92.4 people per minute

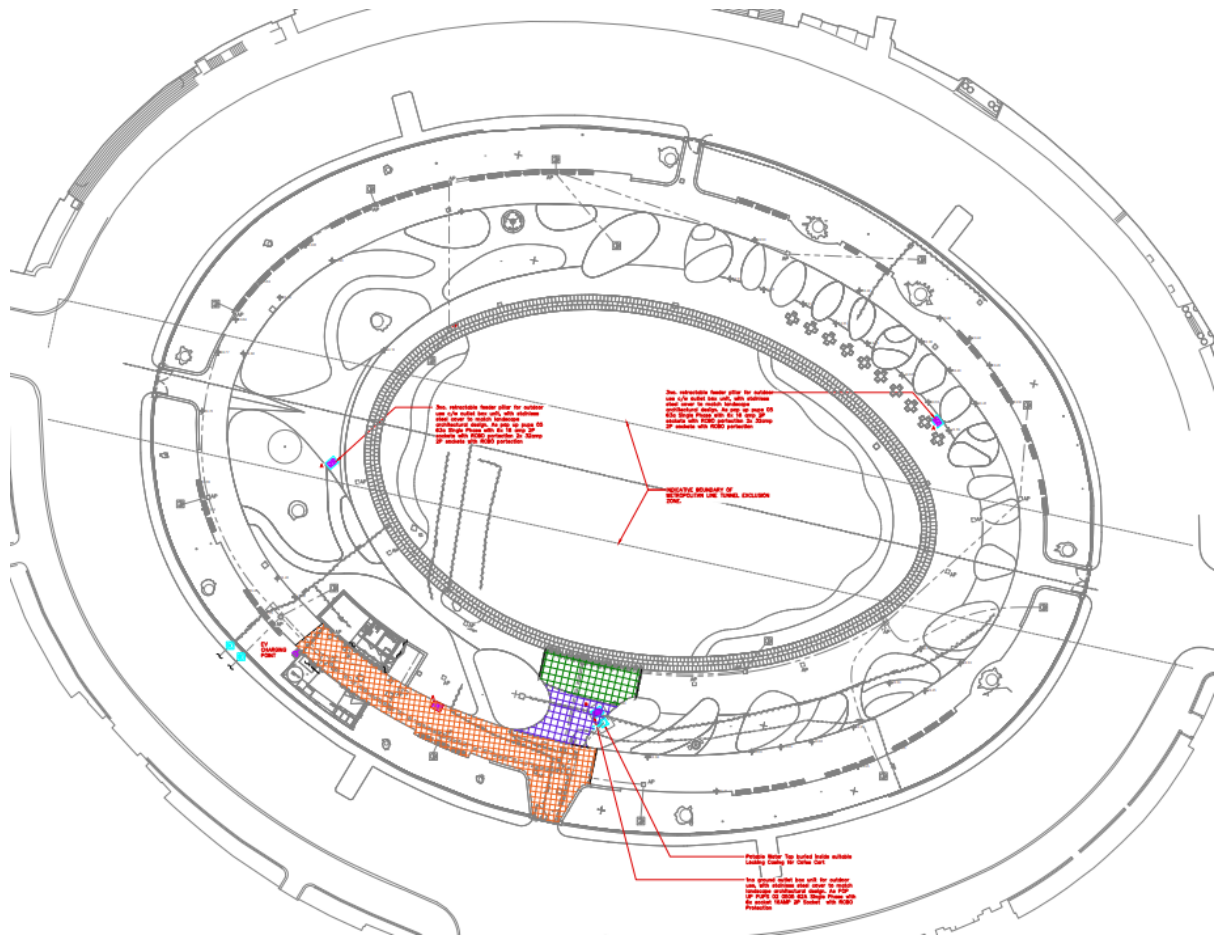
### **Equipment**

- Only silent/quiet electrical generators will be permitted.
- Deckchairs would not be permitted on grass areas; beanbags and blankets are preferred for seating.
- No equipment to be staked into the lawn, everything to be weighted including marquees.
- Food stalls/vehicles to be placed on the hardstanding, near to the water and power outlets. Suggested locations can be found in plan 5
- It is suggested that a good location for portable toilets is the hardstanding along the southern edge of the garden. See plan 3 & 4

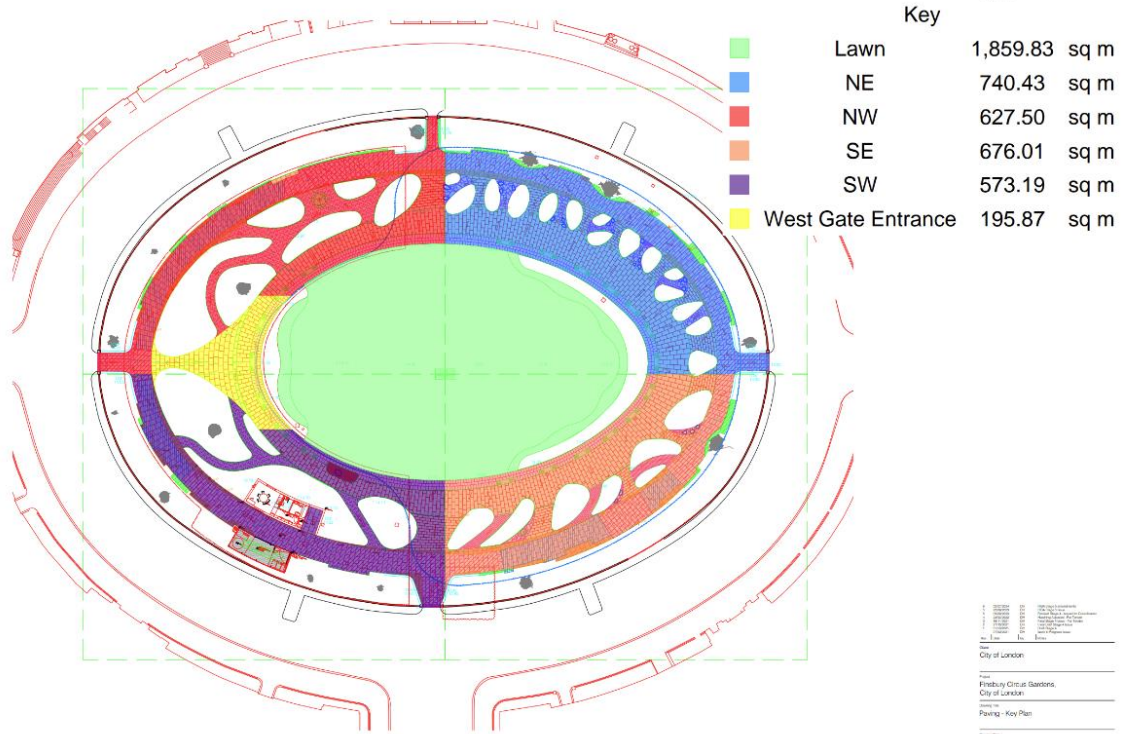
### **Suggested event layouts**

Plan 3 & 4 show suggested layouts for events in Finsbury Circus Gardens

# Plan 1



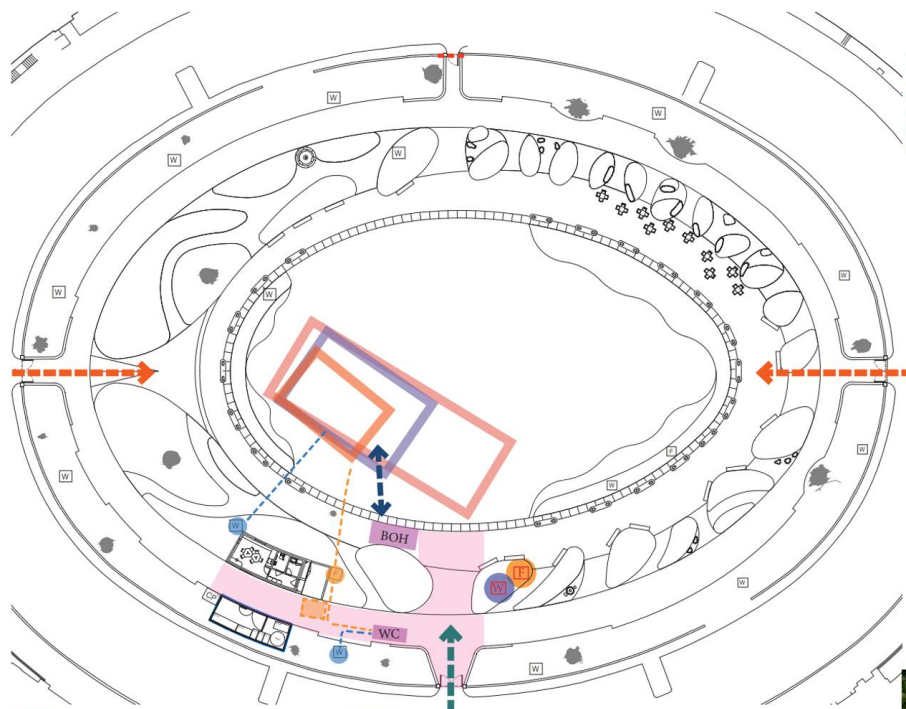
## Plan 2



City of London  
 Finsbury Circus Gardens  
 City of London  
 Planning - Key Plan

RFPA Stage 5  
 1.2000(A) 01/08/2021 DH JR  
 N00A-RSL-000894-00-D-L-201 8 EF

## Plan 3



### Event Layout Scenario

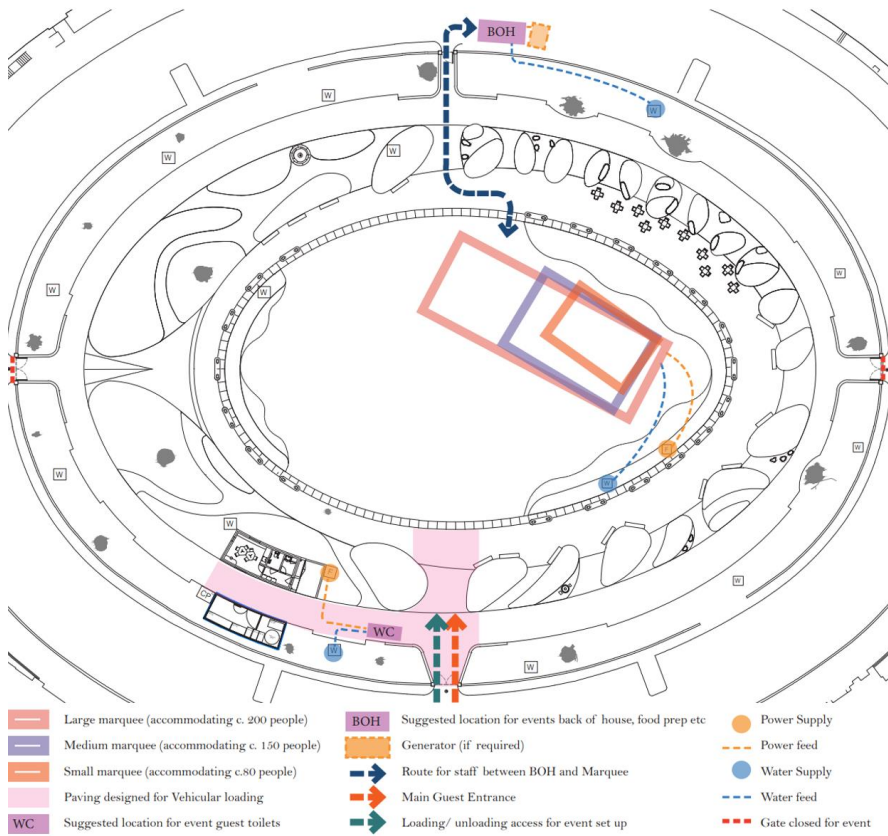
This scenario imagines an event hosted in Finsbury Circus Gardens using a traditional marquee. It demonstrates several sizes of marquee and how the event may be set up / hosted using infrastructure already included in current proposals.

- Large marquee (accommodating c. 200 people)
- Medium marquee (accommodating c. 150 people)
- Small marquee (accommodating c.80 people)
- Paving designed for Vehicular loading
- WC Suggested location for event guest toilets
- BOH Suggested location for events back of house, food prep etc
- Generator (if required)
- Route for staff between BOH and Marquee
- Main Guest Entrance (options)
- Loading/ unloading access for event set up
- Power Supply
- Power feed
- Water Supply
- Water feed
- Gate closed for event





## Plan 4



### Event Layout Scenario

This scenario imagines an event hosted in Finsbury Circus Gardens using a traditional marquee. It demonstrates several sizes of marquee and how the event may be set up / hosted using infrastructure already included in current proposals.

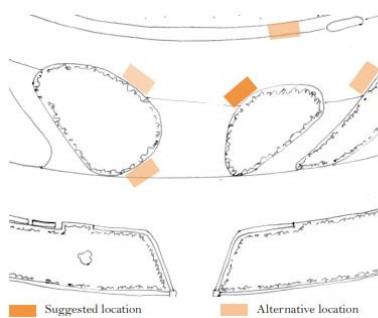
Loading & other constraints over TFL tunnel to be noted, but would not prohibit temporary structures to be erected in this area



## Plan 5

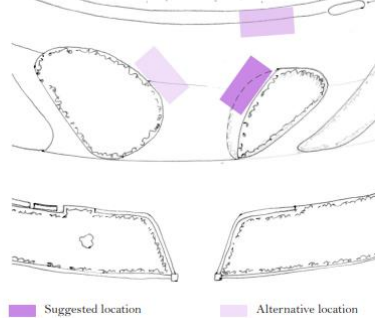
### Small - Piaggio Ape Or Similar

- 1290 x 2500mm
- Very flexible in terms of where it could be located.
- Potential to be able to drive over the paving to the seating area in the North (TBC by Engineer)
- No adjustments required to existing designs.
- 5+ location options for 1x van (or option to have more than 1)



### Medium - Citroen H Van Or Similar

- 1997 m 4278mm
- Can be accommodated in several locations in the area of vehicular paving.
- No requirement to adjust designs to accommodate, although it may be beneficial.
- 3 options for location of 1 x van.
- Option to accommodate 2 or 3 at one time.



### Provision for Food and Beverage Offer

#### Large - Ford Stepvan Or Similar

- 2362 x 6705mm
- Could be located on the edge of the central lawn.
- Vista would be blocked into the park from the outside by the van.
- Alternative locations could be explored by squeezing the dimensions of the proposed soft landscape.
- 1 no van could be accommodated in current landscape configuration.

