




# West Ham Park Risk Register






























Generated on: 10 January 2025



## Risk score indicator key.

		
RED	AMBER	GREEN

Rows are sorted by Risk score

Risk code	Risk title	Current risk score	Current risk score indicator	Target risk score	Target risk score indicator	Direction of travel (since last assessment)	Flight path (last 10 assessments)
ENV-NE-WH 011	Decline in condition of assets	16		12			
ENV-NE-WH 004	Budget pressures	12		8			
ENV-NE-WH 006	Adverse impacts of extreme weather and climate change	12		6			
ENV-NE-WH 003	Risk to health and safety	8		4			
ENV-NE-WH 009	Impacts of anti-social behaviour on staff and site	8		6			
ENV-NE-WH 014	Tree event or failure	8		6			
ENV-NE-WH 005	Negative impacts of pests and diseases	6		4			
ENV-NE-WH 010	Negative impacts of development and encroachment	4		4	