
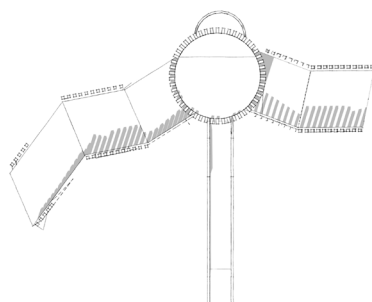


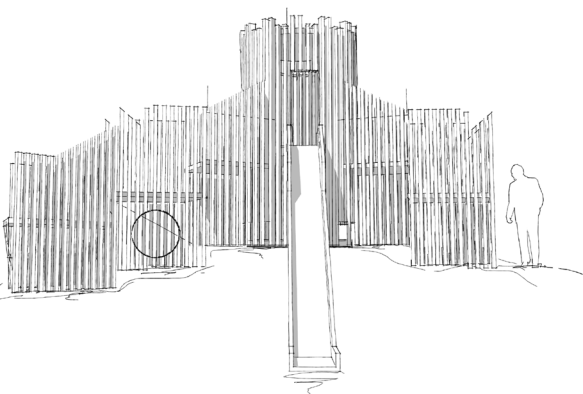


# Appendix 1:

## Design Concepts

# Concept Design 1 Medieval Fort



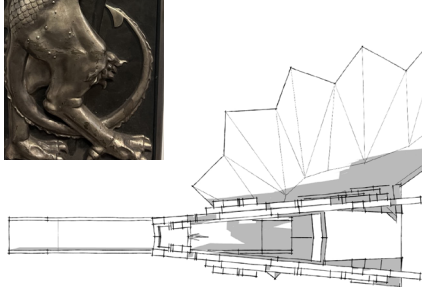




This design draws inspiration from the historic Tower of London, incorporating play equipment with a rustic style that emphasises balancing and climbing. At the heart of the playground, a defensive line of boulders and logs creates a dynamic central feature, flanked by opposing forts on either side – perfect for imaginative sieges and adventurous play.





## Concept Design 2 Dragon

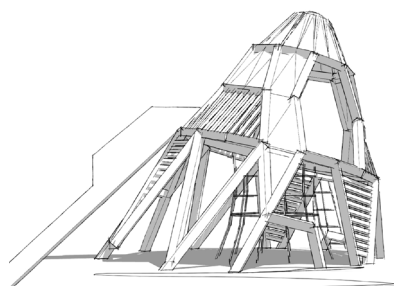


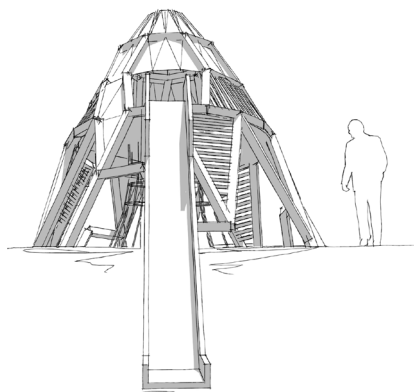



This design takes inspiration from the dragon boundary markers and the coat of arms of the City of London Corporation, featuring a striking dragon's head and shield. The play equipment emphasises dynamic, fast-paced movements, offering activities like swinging, spinning, and rocking for an energetic and engaging experience.





## Concept Design 3 Cityscape



The Cityscape design showcases a structured layout that mirrors the order and geometry of urban environments, highlighted by striking representations of some of the city's iconic buildings. It features blocky, linear play equipment and balancing structures that subdivide the space, resembling roads and reinforcing the theme of city life and organisation.

