

City of London Corporation Committee Report

Committee(s): Professional Standards and Integrity Committee	Dated: 03 June 2025
Subject: Stop & Search and Use of Force Data – April 2024-March 2025	Public report: For Information
This report: <ul style="list-style-type: none"> • provides statutory duties • provides business enabling functions 	People are Safe and Feel Safe
Does this proposal require extra revenue and/or capital spending?	No
If so, how much?	N/A
What is the source of Funding?	N/A
Has this Funding Source been agreed with the Chamberlain's Department?	N/A
Report of:	Commissioner Pete O'Doherty
Report author:	Supt Jesse Wynne

Summary

1. This financial year has seen a high number of protest both within the city and the MPS. We continue to support Operation Benbow¹ with deployments for our public order officers deploying to Palestine Solidarity Campaign / Pro Israel protests, and football matches including European matches when held in London.
2. Of the 2286 stop/searches in the 24/25 period, 308 were dip sampled at a rate of 13.47% experiential learning and feedback is given to officers where appropriate. This is within the targeted range of 10-15% dip sampling. There are no live ongoing formal complaints under investigation.
3. Although there has been a decrease in stop search, there has been a increase in items found which is showing that officers are considering their grounds for search more thoroughly. Our outcome rate for the year is 48%. This is the highest outcome

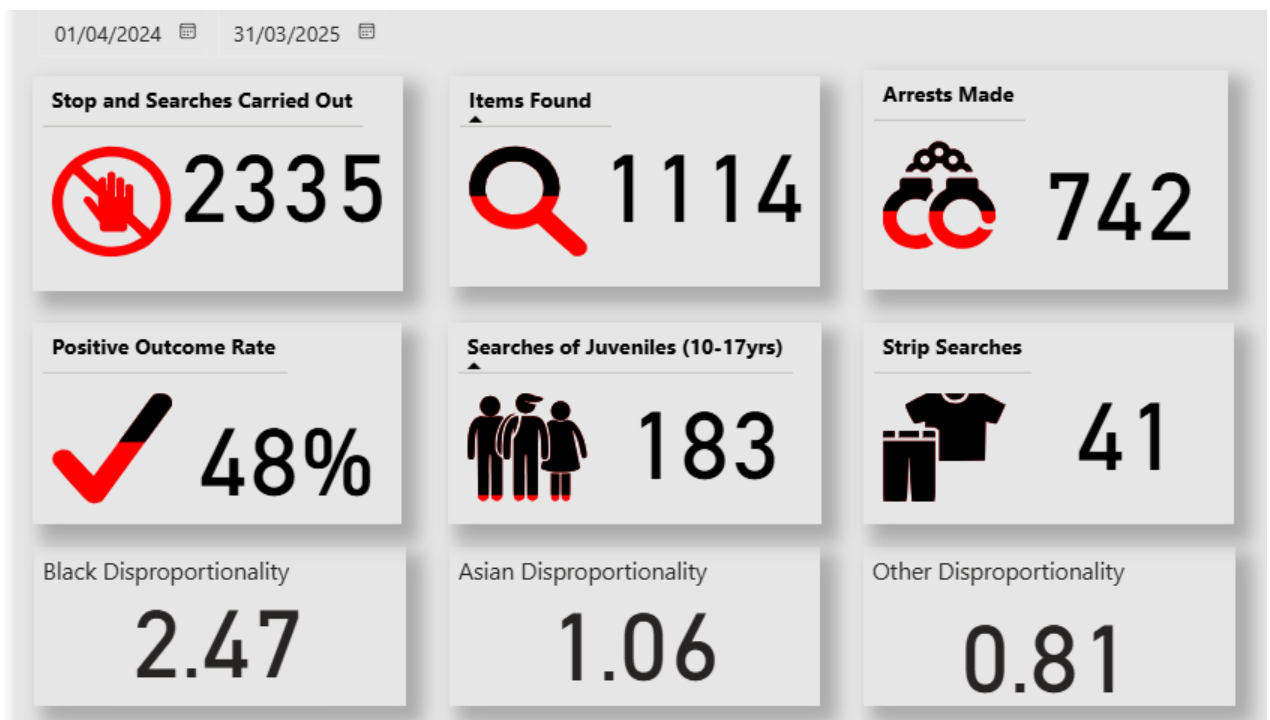
¹ Op Benbow- Cross Border mutual aid Operations with MPS

rate across the country. During the year we have seen a small increase in Black disproportionality from 2.21 to 2.47. Asian disproportionality has increased from 0.98 to 1.06. (National rates 2023 - Black ethnicity – 4.85, meaning a person of Black ethnicity is nearly five times more likely to be stopped and searched than a white person, Asian ethnicity – 1.58 times more likely to stop searched).

4. Complaints

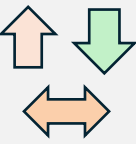





Total no Use of Force complaints – 11

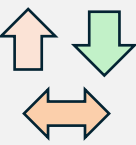






Total number of Complaints Stops, and Stop and Search – 9



Stop and Search and Use of Force Data













- **Key changes** – see comments below
- **Disproportionality** – see comments below
- **Outcomes** – See below

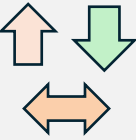

Indicator	Value (number)	Change on previous quarter (number and % if appropriate)	Trend 	Comment (if appropriate)
Stop search	2286	- 234 9.28%		
Arrest from stop search	742	+41 +5.84%		
Searches under s.60	0	0		
Juveniles searched	183	- 47 17.19%		
Black disproportionality	2.47	+0.26		

Indicator	Value (number)	Change on previous quarter (number and % if appropriate)	Trend 	Comment (if appropriate)
		+11.76%		
Asian disproportionality	1.06	+0.08 +8.16%		
Total items found	1090	+156 +16.17%		
Strip searches ² total	41	-3 -6.81%		
Strip search - More thorough	0	0		
Juvenile strip searches total	0	0		
Juvenile Strip search - More thorough	0	0		

² See Appendix A for description of types of strip search



Indicator	Value (number)	Change on previous quarter (number and % if appropriate)	Trend   	Comment (if appropriate)
Juvenile Strip Search -Intimate parts exposed	0	0		
Use of force	3829	-332 -7.97%		
Juvenile use of force	181	-31 -14.62%		
Uses of force arrests	2475	-95 -3.69%		
Uses of taser	105	-8 -7.07%	 	
Taser discharges	6	+3 100%	 	
Live complaints relating to stop/ search	9	+2 +28.57%		

Indicator	Value (number)	Change on previous quarter (number and % if appropriate)	Trend 	Comment (if appropriate)
Live complaints relating to use of force	11	-6 -35.29%		

Key wider issues, risks, and mitigations

5. As a force we wait for the results of the HMICFRS Inspection that took place during this reporting period.
6. We will follow the HMICFRS and integrate these within our systems to ensure we continue to have effective scrutiny and correct governance.

Supt Jesse Wynne
Taskforce, Local Policing

T: 020 7601 2102

E: jesse.wynne@cityoflondon.police.uk

Appendix A - types of strip search

Level	Extent of search	Who can search?	Where can you search?
1	Standard: Up to Jacket, Outer coat & Gloves removed	Any Officer	Public Place
2	More Thorough: Headgear & footwear removed	Any Officer	Out of public view
3	More Thorough: Religious headgear only removed	Same sex where practicable	Out of public view
4	More Thorough: Upper and lower clothing removed	Same sex	Out of public view
5	More Thorough Intimate Parts exposed	Same sex	Out of public view (not in police vehicle)