















## West Wickham and Spring Park Risk Register

24 June 2025



### Risk score indicator key.

		
RED	AMBER	GREEN

Risk code	Risk title	Current risk score	Current risk score indicator	Risk Approach *	Target risk score	Target risk score indicator	Direction of travel (over the past year)
ENV-NE-WWSP 009	Decline in condition of assets	16		Reduce	12		Constant
ENV-NE-WWSP 002	Negative impacts of visitor pressure	12		Accept	12		Constant
ENV-NE-WWSP 004	Negative impacts of development and encroachment	8		Reduce	6		Constant
ENV-NE-WWSP 005	Negative impacts of pests and diseases	8		Reduce	6		Constant
ENV-NE-WWSP 001	Budget pressures	6		Accept	6		Constant
ENV-NE-WWSP 006	Adverse impacts of extreme weather and climate change	6		Accept	6		Constant

\* **N.B.** Risks with an identical current and target score are those which we have mitigated to the lowest level possible at present. However, we continue to undertake a range of actions to maintain them at their current score, keep them under continual review, and seek opportunities to reduce the level of risk.