

## City of London Corporation Committee Report

<b>Committee(s):</b> Professionalism and Trust Committee	<b>Dated:</b> 14/10/2025
<b>Subject:</b> Stop & Search and Use of Force Quarter 1 Update	<b>Public report:</b> For Information
<b>This proposal:</b> <ul style="list-style-type: none"> <li>• <b>delivers Corporate Plan 2024-29 outcomes</b></li> <li>• <b>provides statutory duties</b></li> </ul>	Diverse Engaged Communities  Providing Excellent Services
<b>Does this proposal require extra revenue and/or capital spending?</b>	No
<b>If so, how much?</b>	£N/A
<b>What is the source of Funding?</b>	N/A
<b>Has this Funding Source been agreed with the Chamberlain's Department?</b>	No
<b>Report of:</b>	Commissioner P O'Doherty
<b>Report author:</b>	Supt J Wynne

### Summary

Q1 has seen an increase in stop and search as the force responds to seasonal criminality with the CoLP area. Bag and cycle thefts are more prevalent at this time of the year and the warmer weather has led to more people enjoying the City environment as a result.

Operations continue in support of Pan London demonstrations as the political situation remains fluid globally. Our officers remain ready to deploy and support, with scrutiny on any uses of police powers accordingly.

The expected report from the University on stop and search was received. The report is still work in progress as some of the figures that were included were not reflective of the City of London and taken from police.uk which does not give the same level of detail as our own data. The university has been made aware and will review the report and re-submit.

### Complaints

Total no Use of Force complaints – 4

Total number of Complaints Stops, and Stop and Search – 2

## HIMCFRS:

The force was graded as **adequate** in its use of police powers which includes Stop & Search and Use of Force.

There were two areas for improvement:

### **AFI 02 Use of stop and search**

The force needs to improve how it records information and reviews data to better understand its use of stop and search.

### **AFI 03 Use of force**

The force needs to improve its understanding of why officers use force in some circumstances.

These AFIs will be monitored and delivered via the Operational Improvement Board and as a whole via the Local Policing Committee.

Narrative from the HMICFRS:

*There are times when officers apply handcuffs to individuals who are compliant while they are being searched. Placing a member of the public in handcuffs is a use of force and officers must make sure they record the justification for using any force. The recording and justification for use of handcuffs is inconsistent across the force, particularly during stop and search encounters.*

*This was corroborated by our audit of body-worn video, where we reviewed ten stop and search encounters. We found that in the six encounters where force was used, there was no narrative context of the officer's justification for using force. Generic terms such as 'officer safety' were used to explain why individuals were handcuffed during a stop and search procedure. This doesn't provide sufficient detail about why the officer felt handcuffs were necessary.*

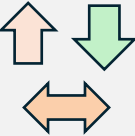



*It is important to make sure officers use their powers legitimately. They also need to fully record the grounds for using them so the force can make sure any individuals handcuffed have been treated lawfully and fairly.*

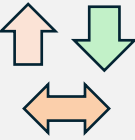





















*The question lead has clarified that, any and all uses of forces, whether "compliant" or not needs to be fully recorded and justified with the reasons and necessity for using the force documented.*

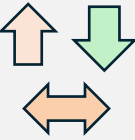





*The "some" circumstances in the AFI was referring to the example around handcuffing.*

## Stop and Search and Use of Force Data

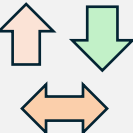




- **Key changes** – see comments below
- **Disproportionality** – see comments below
- **Outcomes** – See below

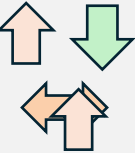




Indicator	Value (number)	Change on previous quarter (number and % if appropriate)	Trend 	Comment (if appropriate)
Stop search	340	+ 40 9.07%		This is a marginal increase as regional rates had been declining, however, warmer weather and increases in bag and cycle theft have increased operations to deter criminality
Arrest from stop search	104	+ 4 2.75%		Marginal increase in arrests – this is due to the additional training on uses of powers
Searches under s.60	0	0		Question to the panel: should this box ask for Section 60 figures by exception? CoLP has not conducted any section 60 searches within the CoLP area for the last 3 years

Indicator	Value (number)	Change on previous quarter (number and % if appropriate)	Trend 	Comment (if appropriate)									
Juveniles searched	45	+12 38.7%		<div data-bbox="1402 475 1733 715" style="border: 1px solid black; padding: 5px; margin-bottom: 10px;"> <p>This is a screen shot from the live system detailing juveniles stop/searched – outcome rates and racial disproportionality</p> </div> <div data-bbox="1133 730 2011 1238"> <p><b>Stop and Search Summary between 31/03/2025 and 30/06/2025</b></p> <p>31/03/2025  30/06/2025 </p> <table border="1" style="width: 100%; text-align: center;"> <tr> <td style="width: 33%;"> <p><b>Stop and Searches Carried Out</b></p>  <b>45</b> </td> <td style="width: 33%;"> <p><b>Items Found</b></p>  <b>16</b> </td> <td style="width: 33%;"> <p><b>Arrests Made</b></p>  <b>7</b> </td> </tr> <tr> <td> <p><b>Positive Outcome Rate</b></p>  <b>22%</b> </td> <td> <p><b>Searches of Juveniles (10-17yrs)</b></p>  <b>43</b> </td> <td> <p><b>Strip Searches</b></p>  <b>0</b> </td> </tr> <tr> <td> <p>Black Disproportionality</p> <p><b>2.07</b></p> </td> <td> <p>Asian Disproportionality</p> <p><b>0.50</b></p> </td> <td> <p>Other Disproportionality</p> <p><b>0.82</b></p> </td> </tr> </table> </div>	<p><b>Stop and Searches Carried Out</b></p>  <b>45</b>	<p><b>Items Found</b></p>  <b>16</b>	<p><b>Arrests Made</b></p>  <b>7</b>	<p><b>Positive Outcome Rate</b></p>  <b>22%</b>	<p><b>Searches of Juveniles (10-17yrs)</b></p>  <b>43</b>	<p><b>Strip Searches</b></p>  <b>0</b>	<p>Black Disproportionality</p> <p><b>2.07</b></p>	<p>Asian Disproportionality</p> <p><b>0.50</b></p>	<p>Other Disproportionality</p> <p><b>0.82</b></p>
<p><b>Stop and Searches Carried Out</b></p>  <b>45</b>	<p><b>Items Found</b></p>  <b>16</b>	<p><b>Arrests Made</b></p>  <b>7</b>											
<p><b>Positive Outcome Rate</b></p>  <b>22%</b>	<p><b>Searches of Juveniles (10-17yrs)</b></p>  <b>43</b>	<p><b>Strip Searches</b></p>  <b>0</b>											
<p>Black Disproportionality</p> <p><b>2.07</b></p>	<p>Asian Disproportionality</p> <p><b>0.50</b></p>	<p>Other Disproportionality</p> <p><b>0.82</b></p>											
Black disproportionality	2.4	2.26 in the last quarter		Training ongoing to reinforce our approach to reducing disproportionality in line with our strategic intentions.									

Indicator	Value (number)	Change on previous quarter (number and % if appropriate)	Trend 	Comment (if appropriate)
	61 black self-defined			
Asian disproportionality	0.9 46 Asian self-defined	1.32 in the last quarter		
Total items found	220	224 -4		a small drop in items found combined with the increase in searches has led to a drop in the outcome rate of searches. Scrutiny and dip sampling has found no thematic reason for change and negative outcomes of deterrent stop searches are expected. The outcome rate is still very good at 45%.
Strip searches <sup>1</sup> total	2	0 in the last quarter		
Strip search-More thorough	0	0		

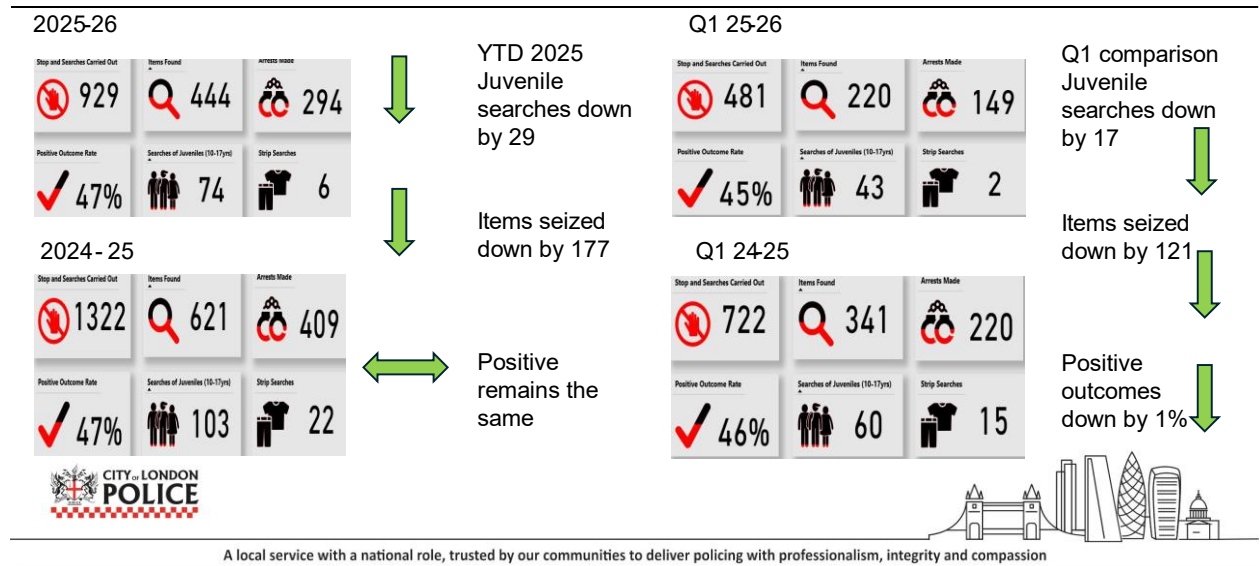
<sup>1</sup> See Appendix A for description of types of strip search

Indicator	Value (number)	Change on previous quarter (number and % if appropriate)	Trend 	Comment (if appropriate)
Juvenile strip searches total	0	0		N/A
Juvenile Strip search-More thorough	0	0		None – see above
Juvenile Strip Search -Intimate parts exposed	0	0		None – See above
Use of force	966	+126 13.78% increase		This is due to improved governance with Use of Force form completion. Officers understanding and completion rates have improved from circa 50% to over 80% consistently.
Juvenile use of force	50	+27 117% increase		This figure will have risen inline with the above governance process.

Indicator	Value (number)	Change on previous quarter (number and % if appropriate)	Trend 	Comment (if appropriate)
Uses of force arrests	607	+52 9.36% increase		As above
Uses of taser	23	+5 27.77% increase		Increase in Taser use (Drawn or Red dot challenge)
Taser discharges	0	-1 100% decrease		
Live complaints relating to stop/ search	2	-1		
Live complaints relating to use of force	4	+1		

Suggestion to the panel, would a redesign of the reporting form assist in the scrutiny and governance of CoLP? Here is an internal screenshot and interpretation example:

Where are we currently and what do our stats say? Stop and Search



**Supt Jesse Wynne**  
**Taskforce, Local Policing**  
**Stop & Search Lead**

T: 020 7601 2606  
 E: jesse.wynne@cityoflondon.police.uk